

ANNUAL

Report









NEW ZEALAND
CRICKET

Office Bearers

Patron	His Excellency The Hon. Anand Satyanand, Governor General of New Zealand
President	D O Neely MBE
Board Chairman	Sir John Anderson KBE
Board	S L Boock, D S Currie QSO, A R Isaac, D Radford, S Riddell, A Urlwin, J T C Vaughan (resigned May 2007)
Chief Executive	M C Snedden (resigned May 2007) replaced by J T C Vaughan
Auditors	Ernst and Young, Chartered Accountants
Solicitor	L M C Robinson, Saunders Robinson
Bankers	The National Bank of New Zealand
Life Members	M Brito, C F Collins OBE, W A Hadlee CBE (deceased), J H Heslop CBE, J L Kerr OBE (deceased), J Lamason, T Macdonald QSM, P McKelvey CNZM MBE, D O Neely MBE, Hon. Justice B J Paterson CNZM OBE, J R Reid OBE, Y Taylor, Sir Allan Wright KBE
Honorary Cricket Members	J C Alabaster, F J Cameron MBE, R O Collinge, B E Congdon OBE, R S Cunis, A E Dick, G T Dowling OBE, J W Guy, D R Hadlee, B F Hastings, J A Hayes, H J Howarth, A R MacGibbon, R C Motz (deceased), V Pollard, B W Sinclair, J T Sparling, E W T Tindill OBE, W M Wallace
Honorary Members	H H Whiting
National Selectors (Men)	J G Bracewell (BLACKCAPS Coach), Sir Richard Hadlee (Selection Panel Manager), D J Nash, G M Turner
National Selectors (Women)	S Jenkin (Convenor), J Harris, P Kinsella
National Age Group Selectors	B L Cairns, D R Hadlee, B D Morrison, D N Patel, K Patel
Statistician	F Payne
National Code of Conduct Commissioner	N R W Davidson QC

Contents

From the CEO		07 – 09
-----------------	---	---------

GROWTH <i>of the game</i>		16 – 21
------------------------------	---	---------

LEADERSHIP		10 – 13
------------	---	---------

WINNING <i>teams</i>		22 – 35
-------------------------	---	---------

PEOPLE		14 – 15
--------	---	---------

BUSINESS <i>at cricket</i>		36 – 50
-------------------------------	---	---------



From the CEO

It is with great pride and enormous excitement that I have taken up the role of CEO at New Zealand Cricket (NZC). The job has in recent times been one of the most dynamic and challenging leadership positions in New Zealand.

The future of cricket in New Zealand appears very positive. Martin Snedden left behind a healthy organisation as demonstrated by recent strong performances by the BLACKCAPS. My challenge is to build on the work which has been undertaken in recent years and to elevate and grow the game of cricket in New Zealand.

The introduction of our strategic plan *Pushing Beyond Boundaries*, and its focus on building a culture of excellence within cricket, will be the major focus for the organisation over the next 12 months as we continue to seek improvements in all aspects of our sport from the grassroots to the performance of our elite teams.

Martin Snedden

Martin Snedden performed a tremendous service to cricket in New Zealand during his six years as CEO. On behalf of the Board I would like to thank Martin for his outstanding leadership of NZC during this time.

During his tenure as CEO, Martin was faced with a number of major issues both internationally and at home. Martin navigated his way through each of these issues with great skill and ensured the best interests of cricket in New Zealand were at the centre of every decision.

We wish him well in his new position as Chief Executive of RugbyNZ 2011.



On Field

The BLACKCAPS had some outstanding performances during the year with the highlight being the clean sweep of Australia in the Chappell-Hadlee Series.

Earlier in the year the team performed well at the at the Champions Trophy making the semi-finals. They then played an improving Sri Lankan side at home sharing the Test, Twenty20 and ODI sections of the tour.



The Australian tri-series got off to a disappointing start with losses to Australia and England but subsequently there were several encouraging performances, including two wins over England, the eventual winners of the tournament.



The World Cup in the West Indies was a pinnacle event for which the BLACKCAPS had been preparing for a considerable period. The team finished third in the tournament, which could be considered a positive result when viewed in context of our overall ranking and also the notable failures by other leading cricket countries. However, it is clear that neither the side nor the New Zealand

public were satisfied with third placing; this is a good sign, indicating expectations of the BLACKCAPS performing to a higher standard in the future.

Nathan Astle's retirement during the Australian tri-series was a notable event during the season. Nathan will be missed for the tremendous skills and personality that he brought to the game. I had the great pleasure of playing alongside Nathan and I was full of admiration for his direct approach to the game and his ability to utilise his potential to the maximum.

The White Ferns had a challenging start to the season, losing the Rose Bowl Series in Australia five-nil, despite nail biting finishes in the first three games. The team then performed well in a quadrangular series in India, beating India, Australia and England en route to qualifying at the top of round robin play before losing the final to Australia.

My congratulations go to the winners of our State domestic competitions. The State Northern Knights won the State Championship, the State Auckland Aces won the State Shield and the State Twenty20 and the State Canterbury Magicians won the State League.





Partnerships

The support of our commercial partners is crucial to NZC's future and we remain grateful to each of them for their continued support. In particular, we greatly value strong relationships with The National Bank, sponsor of the BLACKCAPS, State, sponsor of our domestic game, and SKY Television, our home broadcaster. Without their support and the support of our other sponsors and commercial partners NZC could not succeed. We will continue to work with each of our partners to fully develop the mutual value of each partnership.

New Zealand Cricket Board

NZC is fortunate to have a Board comprised of extremely capable Directors, namely Sir John Anderson (Chairman), Stephen Boock, Denis Currie, Alan Isaac, Dennis Radford, Steve Riddell and Anne Urlwin. I resigned as Director upon assuming the role of CEO in June 2007.

Management Team

New Zealand Cricket has a very able and experienced senior management team. During the year in review the team was Martin Snedden (CEO), Ric Charlesworth (high performance manager), Tim Murdoch (cricket administration manager), Kerry Dellaca (finance manager), Peter Dwan (commercial manager), Alec Astle (development manager), Lindsay Crocker (BLACKCAPS general manager) and Steve Addison (public affairs manager).

I would like to thank these two groups as well as the other people both within NZC and those outside the organisation who have contributed to cricket in New Zealand over the past year. Through their continued hard work and dedication, the game of cricket can continue to thrive and advance to new levels of performance, participation and support in this country.

I look forward to cricket continuing to hold a premium position amongst sport in New Zealand. It has the ability to make a very positive contribution to our society and inspire the nation.

With best wishes,

Justin Vaughan
CEO

LEADERSHIP



Strategic Planning

In November NZC began a process to put in place a strategic plan from 2007 to 2011.

The process began with a review of the 2003 to 2007 plan, *Pushing the Boundaries*, followed by extensive consultation with the NZC Board, NZC staff and the Major Association CEOs.

The plan, *Pushing Beyond Boundaries*, was approved in principle by the Board at its April 2007 board meeting.

The plan is built upon the 2003-2007 plan, *Pushing the Boundaries*. The new plan has an overarching objective of driving excellence and accountability throughout cricket in New Zealand.

Its vision is: *Cricket is a vibrant game, inspiring New Zealand through outstanding performance.*

Our purpose is to be an outstanding cricket organisation.

We will achieve this by:

- Providing vision, direction, guidance and support to cricket at all levels throughout New Zealand
- Displaying clear, decisive, honest and innovative leadership within the family of cricket in New Zealand and as a member of the international cricket community
- Stimulating the growth of the game and strengthening its support base
- Fostering a culture of excellence and accountability throughout cricket in New Zealand
- Developing outstanding BLACKCAPS and White Ferns teams supported by world class elite player development programmes
- Developing a strong and sustainable commercial base
- Delivering successful sports entertainment events

Pushing Beyond Boundaries sets the following goals for NZC to achieve by 2011:

- The BLACKCAPS and White Ferns are sustainably number one or two in the world in all forms of the game and regularly win world tournaments and series
- Public interest in cricket increases year on year
- Player numbers increase progressively with over 100,000 people in New Zealand playing cricket
- Revenues and reserves have increased to meet specified targets

The plan highlights five priority areas for NZC to focus on in order to achieve our goals:

- *Culture of Excellence*
- *High Performing Teams*
- *Family of Cricket*
- *Sustainable Growth of the Game*
- *Business of Cricket*

Comprehensive four-year and annual business plans are being developed to deliver upon these strategic priorities. In order to keep the plan current and appropriate, *Pushing Beyond Boundaries* will be reviewed on a regular basis.

The *Pushing Beyond Boundaries* strategic plan is available from NZC upon request.

ICC

NZC continued to be an active member of the ICC and to contribute to ICC governance and policy through representation on ICC committees.

During the year the ICC sold its broadcasting rights for the 2007 to 2015 period for a significant amount. This will help underpin cricket and the finances of its members for that period.

This period stretches from the 2007 Twenty20 championship in South Africa to the ICC Cricket World Cup, to be co-hosted by New Zealand and Australia in 2015.

Major Association Grants

During the year NZC made grants of \$7,847,659 to Major Associations.

The amounts being distributed to Major Associations have increased significantly in recent years, assisting the growth of the game throughout New Zealand.

New Zealand Cricket Museum

NZC was proud to continue its support of the New Zealand Cricket Museum which does an outstanding job of promoting and preserving the traditions of the game.

President and Life Members

Don Neely became the President of NZC at the AGM in September 2006.



Mr Neely replaced John R Reid who had been in the role since 2003 and who was made a Life Member at this meeting.

Mr Neely is a notable cricket historian and author, a Life Member of NZC, a trustee of the New Zealand Cricket Museum and former President of Cricket Wellington. Mr Neely spent 14 years as a New Zealand Selector, including seven years as convener of selectors.

Mr Neely represented Wellington between 1964 and 1968 and captained the side from 1965 to 1968. He moved to Auckland in 1968, retiring from First-Class cricket in 1971.

Mr Reid, a right-hand batsman, right-arm, medium-fast bowler and wicketkeeper, had a Test career for New Zealand which lasted 16 years from 1949 to 1965. He also represented Otago and Wellington.

He led New Zealand to the country's first ever Test victory.

Mr Reid was a New Zealand selector from 1956 to 1965 and from 1971 to 1978 and was awarded an OBE in 1963 for services to cricket.

Board

NZC Board members Anne Urlwin and Stephen Boock were re-elected to the Board at the AGM.


Collective Agreement

During the year NZC reached agreement with the New Zealand Cricket Players Association (NZCPA) on a collective agreement covering the period 1 June 2006 until 31 May 2010.

The agreement significantly increases the size of the player payment pool with a minimum of 25% of NZC revenue (NZCR) now going into the pool.

NZC is fortunate to have a strong relationship with the NZCPA, which greatly assists in the management of the professional side of the game in this country.

PEOPLE



Culture Review

NZC carried out a review of staff culture in late 2006 as the start of a project to move the organisation towards an improved culture of excellence and accountability.

The review began with a staff questionnaire which focused on working environment, communication and job satisfaction.

The questionnaire was followed up with staff forums to discuss issues facing NZC with the intention of moving towards an organisation-wide culture of excellence.

As a result of the review process a working group was put in place to spearhead the development of a culture of excellence and accountability for NZC. A high-performance culture was also established as a key priority in NZC's 2007/2011 strategic plan.

Staff Recruitment

NZC continued to attract international and domestic candidates to ensure that new staff were of the highest calibre and the best possible fit for the position.

During the year the following people were appointed to NZC:

White Ferns coach Steve Jenkin was appointed as the high performance department's case manager, Chris Ferguson was appointed as national coaching and development assistant and former State Wellington Firebirds coach Vaughn Johnson was appointed as a bowling coach.

Justin Vaughan was appointed as CEO to replace Martin Snedden in the role on 7 June 2007.

Major Associations

NZC continued to hold regular forums between NZC senior management and Major Association CEOs. These meetings are held to ensure the Major Associations have input into a range of national and regional cricketing issues.

Communications with Major Associations also include meetings between Major Association Chairmen and NZC's Chairman and CEO, as well as a large number of NZC/Major Association meetings at all levels including conferences for turf managers, players, umpires, scorers, marketing staff, development personnel and venue managers.

GROWTH

of the game



Development

National Development Programme

The National Development Programme aims to increase participation in cricket from primary school age children through to senior club players by attracting, developing and retaining players and coaches in the game and improving the health of cricket in schools and clubs.

The programme is delivered through an integrated structure which includes a national development manager with two full-time and two part-time staff, six Major Association development managers, 40 full-time and 10 part-time community cricket co-ordinators and club managers, and over 130 seasonal MILO Summer Squad personnel.

There has been a small increase in the number of people participating in registered cricket competitions or programmes this year, with numbers increasing to 97,913, up from 97,262 the previous year and from 92,329 players in the 2004/05 season.

Cricket development personnel continued to work to grow the number of participants and to improve the health of the game in their communities.

Work began to revamp the Club Assist Health Check, which is used to assist clubs to improve their administrative, management and financial structures, to make it more user-friendly. Community cricket co-ordinators are being encouraged to use this more often in their drive to improve the health of the game.

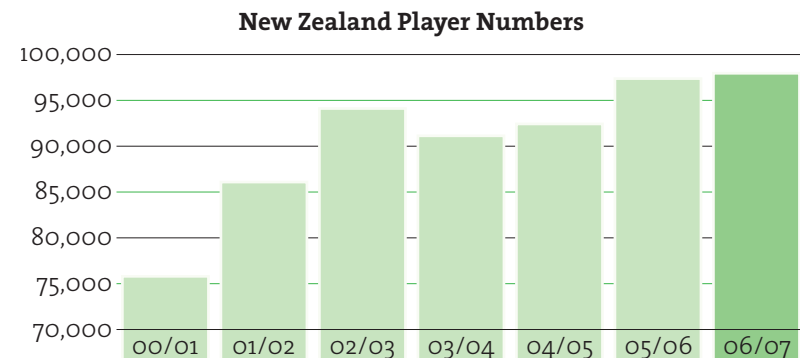
The programme's MILO initiatives, aimed at primary school cricket, continued to introduce children to fun skill development exercises and modified games. More than 85,000 New Zealand school children received an introductory MILO Cricket Skills Awareness Lesson or

were introduced to the New Zealand Cricket Skills Challenge, a fundamental skills programme.

During the year a record number of children were involved in the MILO Have-A-Go and MILO Kiwi Cricket programmes and nearly 2,000 parents and teachers trained as MILO and Getting Started coaches.

NZC has begun an initiative to introduce cricket into non-traditional cricket markets and the New Zealand Cricket Skills Challenge was introduced to 21 schools in South Auckland, which saw well over 4,000 students introduced to the game. The initiative was supported by four six-a-side tournaments for students.

During the year three modified cricket programmes were introduced to target specific markets. A six-a-side game, known as Slog Sixes, was developed for secondary schools, an eight-a-side game, known as Quickhit, was developed for girls and an eight-a-side game, the Tertiary Women's Cricket Module, was developed for post-secondary women.





Specifically designed lightweight cricket equipment was distributed to support the Slog Sixes and Quickhit programmes.

Forty-eight artificial pitches were installed at clubs and schools throughout New Zealand with the assistance of the New Zealand Cricket Foundation. These pitches provide excellent playing surfaces for all levels of the game.



Additionally NZC provided in excess of \$65,000 of cricket equipment to foster the ongoing participation of young people in cricket.

National School Competitions

NZC continued to run national school competitions during the year, giving young cricketers the opportunity to compete at a high level. 760 schools and over 9,000 students took part in the five national school development competitions.

These competitions form an integral part of the player development pathway and play a major role in the recruitment and retention of young players.



The national secondary schools boys' competition has been operating for 17 years and continues to receive excellent support from Gillette. Two players, Corey Anderson and Tim Southee, who represented their schools in the national finals tournament in December, subsequently played First-Class cricket. They add to the 48 First-Class players, including 11 BLACKCAPS, who have now played in the Gillette Cup finals.

The secondary school girls' and year 9/10 boys' competitions are sponsored by the New Zealand Community Trust. The girls' competition was in its 13th year, while the junior boys' was in its fourth year. Like the Gillette Cup, the NZCT Girls' Cup is critical to the development of women players, with half the current White Ferns having played in the national finals tournament. For the last three years this contest has been won by New Plymouth Girls' High School.

NZC received a record 340 entries for the Nestlé sponsored MILO Cup (boys) and MILO Shield (girls) competitions which continue to provide excellent opportunities for boys and girls at the primary/intermediate level.



National Finals Tournament winners for 2006/07 were:

Gillette Cup (Boys) (jointly won)
Christchurch Boys' High School and King's College

New Zealand Community Trust Cup (Girls)
New Plymouth Girls' High School

New Zealand Community Trust Cup (Junior Boys) (jointly won)
Hamilton Boys' High School and Otago Boys' High School

MILO Cup (Boys)
King's School

MILO Shield (Girls)
Cobham Intermediate



Coach Development Programme

During the year work was undertaken with the CoachForce directors of the Major Associations to revise and improve the Level 2 coaching course. This is an important step in creating a world class coach development pathway. The new Level 2 course, like Level 1, offers unit standards worth at least 29 credits on the National Education Framework.

The revamped Level 1 course released last season proved successful with positive feedback from the course participants.

NZC, for the first time, will be licensing coach presenters. This will have the benefit of ensuring high standards and consistency in coaching courses throughout the country. In the future only licensed personnel will facilitate New Zealand coach courses. Licensing is a two-year process with year one already completed. Presenters will complete their qualification this year by attending a two-day workshop covering topics such as: rapport building, learning styles, effective communication to engage learners and using assessment as a learning tool.

Several Major Associations implemented official coach mentoring programmes within their region for the first time.

The CoachED magazine, aimed at coaches across the spectrum, was popular. The glossy magazine included tour diaries from the BLACKCAPS and White Ferns, articles from prominent sports publications, websites and comments from our development and high performance departments.



Coaches' Association

The New Zealand Cricket Coaches' Association caters for both qualified and unqualified coaches, and last year had more than 400 members.

The Association continued to support coaches at all levels of the game, providing opportunities for coaches to attend regional workshops/conferences, receive regular newsletters and tickets to international matches.



Scorers

During the year NZC launched a five-year plan, in conjunction with the New Zealand Cricket Umpires' Association (NZCUA), to professionalise the role of scoring at all levels of cricket.

The plan's initial focus was to professionalise traditional scoring, internet scoring, and video analysis at provincial and international level.

The initiative began with the appointment of a scorer training officer in each Major Association as well as guest scorers at the three national tournaments held at Lincoln University, and the movement of scorers to ensure all domestic matches were covered to the necessary standard.



The next stage of the plan will include the development of scorer and analyst role descriptions, the introduction of an examination and certification process for scorers and the integration of scorers with the regional umpires' associations.

Umpires

New Zealand umpires continued to feature at international level during the year.

Both Billy Bowden and Tony Hill were appointed to the ICC Cricket World Cup in the West Indies. Gary Baxter also continued to receive overseas appointments.

The NZCUA, through its member associations, continues to train grassroots umpires for higher honours and this year 17 members sat and passed level four examinations.



The NZCUA is committed to improving umpiring performances through regular examinations to test an umpire's knowledge and by running coaching sessions on technique.

The Association also has an ongoing programme to recruit new umpires.

Umpire training is managed by six regional training officers who organise training courses on a regular basis using resources developed and produced by NZC in conjunction with the NZCUA.

New Zealand has an active population of 330 umpires from which it produces a First Class Panel of 10 members and an A Panel of 13. Both panels have one 'fast track' umpire, who have both shown considerable improvement in their ability in their second season of officiating.

Last season 558 umpiring appointments were made from a total of 252 matches for which NZC was responsible. This is in addition to the thousands of voluntary appointments made at grassroots level.

Turf Managers

NZC continues to provide leadership, support and advice to turf managers at the First-Class and international levels through conferences, warrant of fitness reports and biennial ground visits.

NZC has set up a scholarship with Otago Polytechnic which this year allowed a promising turf student the opportunity to spend a summer working for NZC.

NZC's grounds at Lincoln University played host to the Women's Development, Under-19, and Provincial A tournaments along with the majority of the India Under-19 vs. NZ Under-19 Series. This made for a busy season of 88 days of cricket over three grounds.



WINNING

teams



BLACKCAPS

An exciting year for the BLACKCAPS began with the ICC Champions Trophy in India.

The team progressed through the group stages but fell to eventual champions Australia in the semi-final.

Returning to New Zealand, the BLACKCAPS hosted Sri Lanka for another keenly contested National Bank Series.

Two Test matches opened the summer, with the BLACKCAPS earning victory within three days in the opening match at Christchurch, a game which also saw Chris Martin claim his 100th Test wicket.

Sri Lanka levelled the series with a 217-run win at the Basin Reserve, despite Daniel Vettori claiming 10 wickets in a Test match for the third time.

The teams also shared the Twenty20 and ODI portions of the tour, with Peter McGlashan and Mark Gillespie making their international debuts during the series.

The tri-series in Australia saw two victories over England, who defeated the hosts in the tournament final.

The tour was marked by the retirement of Nathan Astle after 218 One-Day International appearances.

New Zealand then hosted the Chappell-Hadlee Series for the second year running, and enjoyed great success.

The BLACKCAPS completed a 10-wicket win in the first match at Wellington, the first time Australia had been defeated by that margin in an ODI.

A 3-nil series victory was completed by two gripping contests in Auckland and Hamilton, with the BLACKCAPS successfully chasing down 336 and 346 respectively.

Having secured the Chappell-Hadlee Trophy, the BLACKCAPS moved on to the Caribbean for the ICC Cricket World Cup.

Three wins from their first round group matches, including a win against England, put the BLACKCAPS in a strong position for the Super Eight Series.

Having progressed undefeated through the first stage, the BLACKCAPS qualified through the Super Eight Series stage as third seeds.

In the second round, the BLACKCAPS defeated the hosting West Indies and surprise qualifiers Ireland and Bangladesh.

A victory over South Africa, the world's top-ranked ODI team going into the competition, was bracketed by defeats to Sri Lanka and Australia.

The semi-finals pitted the BLACKCAPS against Sri Lanka in Kingston, Jamaica. Sri Lanka completed an 81-run win despite the efforts of Peter Fulton, who provided 46, Scott Styris (37) and James Franklin, with an unbeaten 30 and two wickets.

Stephen Fleming stepped down from the captaincy of the BLACKCAPS One-Day International team after the ICC Cricket World Cup.

White Ferns

The White Ferns began the 2006/07 season with a tough Rose Bowl Series in Australia before showing strong form to reach the final of the ICC Quadrangular Tournament in Chennai.

The season began in Brisbane in October, with the first-ever trans-Tasman women's Twenty20 international.

The visitors tied the match, with the Southern Stars claiming victory by bowl-off.

The White Ferns lost narrowly to the world champions in each match in the Rose Bowl as the home team retained the title.

Sophie Devine and Ros Kember made their international debuts during the series.

Boosted by their competitive performances in Australia, the team headed to India at the conclusion of the State League programme.



The team defeated Australia, England and the home team as they qualified for the final as top seeds after the round-robin stage.

The world champions Australia managed to overcome the White Ferns in the final with a six-wicket win.

After the tournament, White Ferns wicketkeeper/batsman Rebecca Rolls retired from all cricket.

Selena Charteris made her international debut in Chennai, while Rowan Milburn made her White Ferns debut, having previously played international cricket for the Netherlands.

World Cup Project

The World Cup Project was initiated early in 2006 to manage and improve the BLACKCAPS campaign for the World Cup. It enabled NZC to increase the resources and staff available to the BLACKCAPS in the lead up to and during the World Cup programme in the West Indies.

The project was managed by Sir Richard Hadlee and assisted by funding from SPARC and included a co-ordinated approach to player coaching and development, data mining, venue and opposition scouting, selection processes, team building and the A playing programme.

NZC sent two A quality teams to Australia during the winter as part of the project. These teams competed against other teams from India, Pakistan, South Africa and Australia on the tour which provided a very high level of competition.

The tour provided an unique experience for a range of emerging players as well as valuable competition for a number of BLACKCAPS. A number of those who participated were selected for the BLACKCAPS' World Cup squad.

The A Programme is seen as an important bridge between domestic First-Class cricket and international cricket as it offers important opportunities for emerging players to extend their games. The winter programme in Australia is becoming increasingly important for developing New Zealand cricket talent.

The BLACKCAPS engaged in a team building programme designed to optimise their team environment during the lead up to the World Cup. This programme, which has been well received by the players and management, aims to establish a self monitoring system for the team dynamic and individual development.

Work continued on refining the data mining match analysis programme. The programme is becoming more sophisticated and utilised matches in Australia and the Champions Trophy to provide match analysis data for the World Cup.

Specialist Coach Network

NZC has implemented the first stages of a nationwide specialist coaching network. The decentralised network aims to increase skills

and fast track the development of our elite players throughout New Zealand by means of high quality specialist coaching. The network will be available to our best talent from high school to BLACKCAPS level and it will become fully operational over the next 12 months.

Former NZC Academy coach Dayle Hadlee was appointed as head bowling coach. His role involves giving structure, direction and leadership to bowling programmes within New Zealand and coaching elite players. NZC has also employed former State Wellington Firebirds coach Vaughn Johnson to assist in the coaching of pace bowlers around the country.

Former professional baseball player Travis Wilson was appointed on contract as fielding coach to the BLACKCAPS and toured during the home series against Sri Lanka, the tri-series in Australia and the Chappell-Hadlee Series in New Zealand.

White Ferns coach Steve Jenkin has been employed as NZC's case manager. His task is to oversee the case management programme and ensure individual player development plans are carried out including co-ordinating the input of the specialist coaching network, Major Association coaches and BLACKCAPS staff.

Level 3 Coaching Course

The Level 3 coaching courses continue to provide an opportunity for aspiring coaches to develop their knowledge in the skills of the game and the art of coaching. Five modules (of the 10 making up this course) were held last winter – batting, pace bowling, long-term athlete development, coaching process and self development. These courses are also open to current Level 3 coaches for professional development.



Junior Academy

The Junior Academy also adopted a decentralised model, ensuring that the best young players were able to access coaching support in their regions during the winter. The best of these players attended a final camp at the NZC High Performance Centre in October under the direction of NZC coaching staff.

White Ferns Winter Training

The White Ferns selectors named two squads to train over the winter and attend camps at the High Performance Centre. A computer-based player management system was developed for the squad and members were case managed by the White Ferns coach with assistance from support staff.

In February the White Ferns and New Zealand A Women's teams spent time together training and playing a series of matches before embarking on their playing programmes.

National Tournaments

The Women's National Development Tournament played at Lincoln was badly affected by wet weather. Wellington were the winners of the tournament.

The national Under-19 tournament was played at Lincoln over the New Year period and the New Zealand Under-19 team to play India was selected at the conclusion of the tournament. Canterbury won the tournament.

The provincial A competition was played at Lincoln with a match in each round played at MainPower Oval, Rangiora. The competition was shared by Otago and Wellington.

The national Under-17 tournament was played at Nelson Park, Napier and was won by Otago.

Under-19 Team

The New Zealand Under-19 team completed a tough series against India Under-19 in February/March. The team played three Tests in a drawn series and three ODIs, losing the series 2-1. Several players performed creditably with five eligible for next year's Under-19 World Cup in Kuala Lumpur.

State Cricket

State senior domestic representative cricket remains the main development vehicle for identifying and developing future BLACKCAPS and White Ferns.

The State Championship was won by the State Northern Knights who, although drawing with the State Canterbury Wizards in the final at Seddon Park, Hamilton, topped the table at the end of the preliminary rounds.

The State Shield was won by the State Auckland Aces who beat the State Otago Volts in the final at University Oval, Dunedin. This result was a repeat of the State Twenty20 competition, with the State Auckland Aces beating the State Otago Volts at Eden Park, Auckland.

The State League was won by the State Canterbury Magicians who beat the State Wellington Blaze in the final at the Basin Reserve, Wellington.

Results

BLACKCAPS ODIs 2006/07

Champions Trophy, India

v South Africa Brabourne Stadium, Mumbai

BLACKCAPS won by 87 runs

v Sri Lanka Brabourne Stadium, Mumbai

Sri Lanka won by seven wickets

v Pakistan Punjab Cricket Association Stadium, Mohali

BLACKCAPS won by 51 runs

Semi final v Australia Punjab Cricket Association Stadium, Mohali

Australia won by 34 runs

The National Bank ODI Series

v Sri Lanka McLean Park, Napier

Sri Lanka won by seven wickets

v Sri Lanka Queenstown Events Centre

BLACKCAPS won by one wicket

v Sri Lanka Jade Stadium, Christchurch

BLACKCAPS won by four wickets

v Sri Lanka Eden Park, Auckland

Sri Lanka won by 189 runs

v Sri Lanka Seddon Park, Hamilton

Match abandoned

Australian Tri-Series

v Australia Bellerive Oval, Hobart

Australia won by 105 runs

v England Bellerive Oval, Hobart

England won by three wickets

v Australia Sydney Cricket Ground

Australia won by two wickets

v England Adelaide Oval

BLACKCAPS won by 90 runs

v Australia Western Australia Cricket Association Ground, Perth

Australia won by eight runs

v England Western Australia Cricket Association Ground, Perth

BLACKCAPS won by 58 runs

v Australia Melbourne Cricket Ground

Australia won by five wickets

v England Brisbane Cricket Ground

England won by 14 runs



The National Bank Series – Chappell-Hadlee Trophy**v Australia** Westpac Stadium, Wellington*BLACKCAPS won by 10 wickets***v Australia** Eden Park, Auckland*BLACKCAPS won by five wickets***v Australia** Seddon Park, Hamilton*BLACKCAPS won by one wicket***ICC World Cup 2007****v England** Beausejour Stadium, Gros Islet*BLACKCAPS won by one wicket***v Kenya** Beausejour Stadium, Gros Islet*BLACKCAPS won by 148 runs***v Canada** Beausejour Stadium, Gros Islet*BLACKCAPS won by 114 runs***v West Indies** Sir Vivian Richards Stadium, St Peter's*BLACKCAPS won by seven wickets***v Bangladesh** Sir Vivian Richards Stadium, St Peter's*BLACKCAPS won by nine wickets***v Ireland** Providence Stadium, Georgetown*BLACKCAPS won by 129 runs***v Sri Lanka** Queen's Park (New), St George's*Sri Lanka won by six wickets***v South Africa** Queen's Park (New), St George's*BLACKCAPS won by five wickets***v Australia** Queen's Park (New), St George's*Australia won by 215 runs***v Sri Lanka** Sabina Park, Kingston*Sri Lanka won by 81 runs***BLACKCAPS ODI Matches 2006/07**

	Played	Won	Lost	Tied	NR
Australia	9	3	6	-	-
Sri Lanka	8	2	5	-	1
England	5	3	2	-	-
South Africa	2	2	-	-	-
Pakistan	1	1	-	-	-
Kenya	1	1	-	-	-
Canada	1	1	-	-	-
West Indies	1	1	-	-	-
Bangladesh	1	1	-	-	-
Ireland	1	1	-	-	-
TOTAL	30	16	13	-	1

BLACKCAPS ODI Averages 2006/07

BATTING	M	I	NO	HS	Agg	Ave	100s	50s	Ct	St	SR
S.B. Styris	17	15	3	111*	655	54.58	1	5	7	-	80
J.D.P. Oram	19	16	4	101*	513	42.75	1	3	8	-	90
L. Vincent	14	14	1	101	508	39.07	1	4	4	-	74
S.P. Fleming	27	26	2	106	853	35.54	2	6	17	-	75
C.D. McMillan	22	19	3	117	559	34.93	1	3	1	-	91

BOWLING	O	M	R	W	Ave	Best	R/O
K.D. Mills	38.3	3	190	11	17.27	4-38	4.93
S.E. Bond	190	21	795	38	20.92	5-23	4.18
D.L. Vettori	252	7	1081	36	30.02	4-23	4.29
C.D. McMillan	56.2	1	318	10	31.80	3-23	5.64
J.S. Patel	125.3	3	617	19	32.47	3-11	4.91

BLACKCAPS Test Matches 2006/07**National Bank Test Series**

1st Test v Sri Lanka Basin Reserve, Wellington

BLACKCAPS won by five wickets

2nd Test v Sri Lanka Jade Stadium, Christchurch

*Sri Lanka won by 217 runs***BLACKCAPS Test Averages 2006/07**

BATTING	M	I	NO	HS	Agg	Ave	100s	50s	Ct	St
D.L. Vettori	2	3	0	63	114	38.00	-	2	1	-
C.D. Cumming	2	4	0	43	119	29.75	-	-	-	-
B.B. McCullum	2	4	1	43	74	24.66	-	-	8	1
M.S. Sinclair	2	4	0	37	83	20.75	-	-	4	-
S.P. Fleming	2	4	0	48	75	18.75	-	-	7	-
J.M. How	2	4	0	33	70	17.50	-	-	2	-
J.E.C. Franklin	2	3	0	44	45	15.00	-	-	2	-
N.J. Astle	2	4	0	24	52	13.00	-	-	1	-
J.D.P. Oram	2	4	1	12*	18	6.00	-	-	1	-
S.E. Bond	2	3	0	8	15	5.00	-	-	1	-
C.S. Martin	2	3	3	4*	4	-	-	-	-	-

BOWLING	O	M	R	W	Ave	Best	5w	10w
J.D.P. Oram	20	6	59	4	14.75	2-30	-	-
D.L. Vettori	58.3	7	193	10	19.30	7-130	1	1
S.E. Bond	67.1	11	258	10	25.80	4-63	-	-
J.E.C. Franklin	62	11	173	6	28.83	3-30	-	-
C.S. Martin	63.4	7	223	7	31.85	3-50	-	-
N.J. Astle	9	2	24	0	-	-	-	-

BLACKCAPS Twenty20 Internationals 2006/07

v Sri Lanka Westpac Stadium, Wellington

Sri Lanka won by 18 runs (Duckworth/Lewis method)

v Sri Lanka Eden Park, Auckland

*BLACKCAPS won by five wickets***White Ferns****Rose Bowl 2006/07 – Brisbane, Australia**

Twenty20 v Australia Women

Match tied

1st ODI v Australia Women

Australia won by one run

2nd ODI v Australia Women

Australia won by one wicket

3rd ODI v Australia Women

Australia won by five runs

4th ODI v Australia Women

Australia won by 85 runs

5th ODI v Australia Women

Australia won by four wickets

ICC Quadrangular Series 2006/07 – Chennai, India**Group stage: v Australia***White Ferns won by six wickets***Group stage: v England***White Ferns won by 19 runs***Group stage: v India***White Ferns won by three wickets***Group stage: v Australia***Australia won by 49 runs***Group stage: v India***White Ferns won by 91 runs***Group stage: v England***White Ferns won by 27 runs***Final: Australia v White Ferns***Australia won by six wickets***New Zealand Under-19s v India Under-19s****1st Test** Bert Sutcliffe Oval*India Under-19s won by an innings and 50 runs***2nd Test** Carisbrook*New Zealand Under-19s won by 73 runs***3rd Test** Bert Sutcliffe Oval*Match drawn***1st ODI** Bert Sutcliffe Oval*India Under-19s won by nine wickets***2nd ODI** Bert Sutcliffe Oval*New Zealand Under-19s won by one wicket***3rd ODI** Bert Sutcliffe Oval*India Under-19s won by 67 runs***Domestic****State Championship 2006/07****Final: State Northern Knights v State Canterbury Wizards**

Seddon Park, Hamilton on 22-26 March 2007

Match Drawn. State Northern Knights won the State Championship

Points Table – Round Robin Results

Team	P	W	WLF	L	LWF	DWF	DLF	ND	Pts
Northern	8	2	2	2	0	2	0	0	32
Canterbury	8	3	0	1	0	2	2	0	28
Wellington	8	2	1	1	0	2	2	0	26
Auckland	8	2	0	2	1	2	1	0	22
Central	8	1	0	3	1	0	3	0	10
Otago	8	0	0	1	1	3	3	0	8

State Shield 2006/07**Final: State Otago Volts v State Auckland Aces**

University Oval, Dunedin, 10 February 2007

State Auckland Aces won by five wickets

Points Table – Round Robin Results

Team	P	W	L	T	NR	A	BP	Pts
Otago	10	7	3	0	0	0	2	30
Wellington	10	6	3	0	0	1	2	28
Auckland	10	5	3	0	0	2	1	25
Northern	10	4	6	0	0	0	2	18
Central	10	3	5	0	0	2	1	17
Canterbury	10	2	7	0	0	1	0	10

State Twenty20 2006/07

Final: State Auckland Aces v State Otago Volts
Eden Park Outer Oval, Auckland, 4 February 2007
State Auckland Aces won by 60 runs

Points Table – Round Robin Results

Team	P	W	L	NR	Pts
Auckland	5	4	1	0	16
Otago	5	3	1	1	14
Canterbury	5	3	2	0	12
Wellington	5	2	2	1	10
Central	5	1	4	0	4
Northern	5	1	4	0	4

State League 2006/07

Final: State Wellington Blaze v State Canterbury Magicians
Basin Reserve, Wellington, 27 January 2007
State Canterbury Magicians won by eight wickets

Points table – Round Robin Results

Team	P	W	L	T	NR	A	BP	Pts
Wellington	10	7	2	0	0	1	5	35
Canterbury	10	5	3	0	0	2	2	26
Central	10	4	5	0	1	0	3	21
Auckland	10	4	5	0	1	0	2	20
Northern	10	4	5	0	0	1	1	19
Otago	10	3	7	0	0	0	2	14

Provincial A Tournament 2006/07

Otago and Wellington shared the National Provincial A tournament, held at Lincoln University.

Points table

Team	Pts	Team	Pts
Otago	16	Canterbury	10
Wellington	16	Northern Districts	10
Auckland	15	Central Districts	1

Hawke Cup 2006/07

Hamilton withstood two challenges for the Hawke Cup before being defeated by Taranaki.

Age Group Tournaments 2006/07

Canterbury earned a 46-run, bonus-point win to defeat Auckland at Lincoln and beat them to the National Under-19 title.

Otago claimed victory over Auckland to claim the National Under-17 title at Napier, pipping Wellington after their final round defeat to Canterbury.

The National Bank New Zealand Cricket Awards Dinner

Shane Bond was named The National Bank Player of the Year at the New Zealand Cricket Awards Dinner.

The fast bowler claimed 38 ODI wickets, including a hat-trick against Australia in Hobart, and a five-wicket haul against the world champions at Wellington.

He also claimed 10 Test wickets, and was the man of the match in the first National Bank Test against Sri Lanka in Christchurch, his first ever Test appearance in his home city.

Other award winners were:

Redpath Cup

Awarded to the batsman whose performances in men's First-Class cricket have been the most meritorious: *Michael Papps, who struck 1005 runs at 91.36 as the State Canterbury Wizards qualified for the State Championship final.*

Winsor Cup

Awarded to the bowler whose performances in men's First-Class cricket have been the most meritorious: *Chris Martin, who took 31 wickets in the State Championship for the State Auckland Aces, and 16 wickets in five Tests.*

Walter Hadlee Trophy

Awarded for the most meritorious batting by a New Zealand player in One-Day Internationals: *Scott Styris, who scored 655 ODI runs during the season, including 499 in the 2007 World Cup.*

Walter Hadlee Trophy

Awarded for the most meritorious bowling by a New Zealand player in One-Day Internationals: *Shane Bond, who claimed 38 ODI wickets.*

State Cricketer of the Year - Men

Awarded to the most outstanding player in men's domestic cricket: *Chris Harris, who captained the State Canterbury Wizards to the State Championship final, while scoring 428 runs at 42.8 and taking 13 wickets.*

State Cricketer of the Year - Women

Awarded to the most outstanding player in women's domestic cricket: *Sophie Devine, who took 22 wickets as the State Wellington Blaze qualified for the State League final.*

The Phyl Blackler Cup

Awarded to the bowler whose performances in women's cricket have been the most meritorious: *Helen Watson, who took 14 State League wickets for the State Canterbury Magicians, and 11 wickets for the White Ferns.*

The Ruth Martin Cup

Awarded to the batsman whose performances in women's cricket have been the most meritorious: *Maria Fahey, who scored 387 runs for the White Ferns and 380 runs for the State Canterbury Magicians.*

Sutcliffe Medal

For outstanding services to cricket: *Mike Shrimpton, who has served cricket in New Zealand as a Test and First-Class player, coach and selector in a lifelong association with the game.*



Nathan Astle

Nathan Astle announced his retirement from the international stage in Perth in January.

The veteran ended a 13-year career with the BLACKCAPS during the Commonwealth Bank Series, having played 81 Tests and 223 One-Day Internationals.

Nathan scored 4702 Test runs, including 11 centuries, at an average of 37.02 with a high score of 222 against England in Christchurch in 2002.

He struck 7090 one-day runs, including 16 centuries, at an average of 34.92.



Nathan Astle: BLACKCAPS Career Statistics

BATTING	
Tests	One-Day Internationals
Matches: 81	Matches: 223
Innings: 137	Innings: 217
Not Out: 10	Not Out: 14
Runs: 4702	Runs: 7090
Highest Score: 222	Highest Score: 145*
Average: 37.02	Average: 34.92
100s: 11	100s: 16
50s: 24	50s: 41

BOWLING	
Tests	One-Day Internationals
Matches: 81	Matches: 223
Balls: 5688	Balls: 4850
Runs: 2143	Runs: 3809
Wickets: 51	Wickets: 99
Best Bowling (innings): 3/27	Best Bowling: 4/43
Best Bowling (match): 6/62	—
Average: 42.01	Average: 38.47
Economy: 2.26	Economy: 4.71
Strike Rate: 111.52	Strike Rate: 48.98

Rebecca Rolls

White Ferns wicketkeeper/batsman Rebecca Rolls retired from all cricket in March.

Rolls, 31, played 104 ODIs since debuting against Pakistan in Christchurch, and was instrumental in the 2000 World Cup victory at Lincoln.

Her 2201 ODI runs came at a strike rate of 85.90, and she was the first wicketkeeper to reach 100 dismissals in women's ODIs and still has the highest number (133) of any keeper.

She played 90 State League matches for the State Auckland Hearts, scoring 2591 runs, taking 86 catches and making 48 stumpings.

Rebecca Rolls: White Ferns ODI Career Statistics

BATTING/FIELDING

Matches: 104

Innings: 91

Not Out: 3

Runs: 2201

Highest Score: 114

Average: 25.01

100s: 2

50s: 12

Catches: 90

Stumpings: 43

Remembrance

During the year three great New Zealand cricketers, Walter Hadlee, Dick Motz and Jack Kerr, sadly passed away. All three made an outstanding contribution to New Zealand cricket.



Walter Hadlee

Walter Hadlee's name became synonymous with cricket in New Zealand. He made an enormous contribution to cricket in New Zealand as a player and administrator. A prolific right-hand batsman for Canterbury, and later Otago, his skills and maturity were recognised early in his career by the national selectors.

A Test cricketer either side of the Second World War, he assumed captaincy of the team on the 1945/46 tour of Australia. His astute leadership of the 1949 touring team, which held the hosting English to four drawn Test matches, became recognised as a new hallmark in the game.

In an 18-year First-Class career, he made 7523 runs in 117 matches at 40.44, and 543 runs at 30.16 in 11 Tests over 14 years.

Already a member of the New Zealand Cricket Council board before retirement, he remained an incumbent until 1984. He acted in a number of different roles, including selector and manager of the Test team, and Chairman of the Board, President and Life Member of the NZCC before his retirement.

Three of his five sons - Barry, Dayle and Richard – also played for New Zealand.



Dick Motz

Dick Motz was the first New Zealand bowler to take 100 wickets in Test matches.

The right-arm fast bowler achieved the feat in 32 matches, completing the task at The Oval, London against England in August 1969, in his final First-Class match.

Motz was born in Christchurch and spent his entire career with Canterbury.

An impressive maiden season saw him called up to represent a New Zealand XI against the Rest of New Zealand mere months into his First-Class career in early 1958.

Motz came of age at the top level on his first tour – to South Africa in 1961/62 – where he earned his first cap and took 19 wickets in his country's most successful Test series to date.

His dynamic bowling and batting styles made him a hero to many aspiring young cricketers through the 1960s.



Jack Kerr

Jack Kerr was a stalwart of cricket in New Zealand.

Emerging as a player with Canterbury and New Zealand in the 1930s before serving in World War II, Kerr also enjoyed a link to the game as an administrator.

He acted as the Test team manager for the 1953/54 tour of South Africa, and was Chairman of the New Zealand Cricket Council alongside a successful career as an accountant.

A right-hand batsman, he made 212 runs from 12 Test innings in seven matches, with his finest performances in the Black Cap coming against the MCC in matches in the 1935/36 season.

His career encompassed the 13 years between his Canterbury debut in 1930 and a guest performance in an Army v Air Force match in 1943.

Kerr's link to the game did not diminish on returning to civilian life, and he made a significant contribution to New Zealand Cricket and the New Zealand Cricket Foundation as well as his spells as an administrator.

BUSINESS

of cricket

KICKETEK.COM
SOLD OUT



National Bank Series Marketing

During the winter of 2006, NZC worked closely with its agency, DDB, to develop robust thinking around the primary theme of the sport that could be translated into a creative proposition for the 2006/07 season and beyond.

After wide ranging consultation, the essence of the game for audiences of all ages and levels was distilled down to the following description: *with cricket, you never know what is going to happen next.*

This was translated into the theme:

CRICKET -anything
CAN happen.

This theme became the focus of all of the creative material prepared for the Sri Lankan and Australian tours.

The resulting marketing strategy developed into an integrated multi media campaign, that not only used traditional media such as television and print, but translated powerfully online and into ambient outdoor advertising and applications.

The campaign captured public and media attention with television and radio commentators agreeing on-air that the season's slogan had captured the essence of the Chappell-Hadlee Series.

Ground Attendances

More than 55,000 fans watched the enthralling Chappell-Hadlee Series in Auckland, Wellington and Hamilton.

The two Twenty20 matches between the BLACKCAPS and Sri Lanka attracted close to 35,000 (with the Wellington game played in winter-like conditions): providing further evidence of the public demand for this new short form of the game.

Across the abbreviated season more than 150,000 New Zealanders took the opportunity to watch the BLACKCAPS in action in Test, ODI and Twenty20 cricket.

Broadcasting Coverage

NZC's broadcasting rights holders, SKY Television and The Radio Network (TRN), continued to bring comprehensive coverage of men's international cricket and a quality programme of men's domestic cricket to the public.

More than 100 hours of live cricket was broadcast by Sky Television and TRN in matches featuring the BLACKCAPS playing in New Zealand.

Online Services Project

During the year, NZC worked with the Major Associations to research and analyse opportunities for improving communication with players and teams and assisting with their administration and management at all levels of the game through a range of online services.

The identified benefits of a fully integrated, national online service for cricket include:

- Ability to communicate directly with all players, coaches, umpires, volunteers and stakeholders
- Opportunity to provide Major Associations, District Associations, clubs and schools with online products to facilitate their roles in developing and growing cricket, including online player registrations and subscription payments
- Ability to record and track representative and high performance athletes from a young age
- Opportunity for Major Associations, District Associations, clubs and schools to record and publish team lists, results, scoreboards, points tables and photos from all competitions
- Access to this information for players, family members and friends
- Ability to fully understand our participant stakeholder group and to accurately track and respond to participation trends and demographic trends as they relate to cricket

A player database was trialled in two Major Associations over the playing season and this subsequently evolved into a fully-integrated online services project for cricket which will be rolled out from September 2007 to meet the needs and demands of administrators and players at all levels of the game.

Commercial Partners

A sponsor summit was held in Taupo in August. The summit provided NZC's key commercial partners with an opportunity to gather for a series of presentations from NZC and to discuss sponsor leveraging.

NZC continued its strong relationship with The National Bank during the year.

The Bank has been the sponsor of the international home series since 1999 and the sponsor of the BLACKCAPS since 2003.

As in previous years the working relationship between the Bank and NZC management and staff continues to grow and the advice and support of the Bank is valued and appreciated by NZC.

The National Bank continued its high profile advertising campaigns which reinforce its sponsorship of cricket and continued with The National Bank Cricket Roadshow and The National Bank Neighbourhood at matches.

The National Bank Neighbourhoods are areas of seating designed to meet the needs of families and patrons looking for a quieter time at one-day cricket. These zones are looked after by National Bank staff and include activity packs for children.

An edition of NZC's at ground magazine, *Uncovered*, was produced for the Chappell-Hadlee Series in association with The National Bank. These magazines were distributed free of charge to the first 5000 people at each game in the series.

Six State Twenty20 matches were covered by SKY including the final at Eden Park Outer Oval, which was attended by more than 3000 people.



State committed significant leveraging to the competition by targeting key matches for additional marketing/promotional activities and providing one-off grants to Major Associations for supplementary marketing activities.

NZC funded and produced a 30 second television commercial for the competition, which played on SKY as part of State's annual cricket television schedule. It is the first time in recent history that a television commercial has been dedicated to a specific domestic cricket competition.

State also introduced Virtual Cricket to the online market place. The game drew around 12,000 players.

NZC's annual health check of its relationships with key stakeholders showed that relationships with stakeholders continue to be healthy with most stakeholders rating their relationship with NZC as very good or excellent.

NZC extends its thanks to the entire family of commercial partners. These are acknowledged as follows:

Air New Zealand	Air travel supplier
Budget Rent A Car	Rental car supplier
Carnegie Sports Marketing	Ground signage supplier
Century Foundation	CoachForce
Powerade	Sports drink sponsor
DB Breweries	Pourage rights holder and official beer
Konica Minolta	Document solution providers
Nestlé	Junior Development Programme
New Zealand Community Trust	Secondary school and club development programme
Photosport	Photographic supplier
Samsung	Technology partner
SAS Institute	Analytical Software Provider
Scottwood Trust	New Zealand A New Zealand Under-19 NZC High Performance Centre
SellAgence (Gillette)	Secondary school boys' tournament
SKY Television	Television rights holder
SPARC	Sports development and high performance partner
Spectrum Print	Print sponsor and supplier
STATE	All men's and women's premier domestic competitions
STATE	All men's and women's Major Association premier teams
TAB	Sports betting
TelstraClear Ltd	Telecommunications supplier
The National Bank	The National Bank Series The BLACKCAPS
The Radio Network	Radio broadcast partner
Ticketek	Ticketing partner
Wellfit	Apparel and merchandise sponsor and supplier

Media Programmes

NZC continued to service the media with a proactive media strategy to ensure the BLACKCAPS and cricket dominate sports news coverage during each summer of cricket.

Pre-season meetings took place with SKY Television, TRN and key print media to ensure that media protocols were meeting their needs and a contract BLACKCAPS media manager was appointed for the summer.

Websites

The year-on-year growth of traffic to NZC's websites – nzcricket.co.nz, BLACKCAPS.co.nz and the six Major Association websites – continued in 2006/07.

NZC's flagship site, BLACKCAPS.co.nz, generated 36million page impressions during the season.

Website traffic has been monitored by AC Nielsen, to gain a more accurate assessment of statistics and a standardised comparison to other websites.

The statistics showed that BLACKCAPS.co.nz was New Zealand's top ranking sports site – in terms of page impressions – for the months from December 2006 to March 2007.

A survey of 621 431 Club members in winter 2006 found that 95.3% of respondents were happy with BLACKCAPS.co.nz.

A number of online facilities were launched during the 2006/07 season, including a Media Room featuring accreditation facilities, an audio library, press release archive and BLACKCAPS calendar and timeline.

The Media Room was launched ahead of The National Bank Series and assisted media communications.



Events

A digital platform was introduced for the replay screen during The National Bank Series against Sri Lanka and the Chappell-Hadlee Series.

The digital platform greatly increased NZC's capacity to create, store and replay large numbers of graphics and video segments at matches.

The system utilised direct live feeds from SKY Television, a dedicated replay screen camera, the scoring system, stump cam and the speed radar in addition to calling up over 100 graphics, animated player profiles, and sponsor properties.

TV sports personality Emma Keeling brought a fresh perspective to the role of on ground television presenter during the season. Emma's role as a roving ground reporter, broadcast live on the replay screen, was popular with cricket fans.

The Twenty20 match against Sri Lanka at Westpac Stadium, in Wellington, featured the launch of the State domestic Twenty20 series. Representatives from each State side raced around the ground, in a chariot style event, on Segway scooters.



The match also featured local actors in mascot costumes who entertained the crowd through their sideline antics.

Street entertainers greeted spectators as they entered the gates at selected grounds during the Sri Lanka series. Dinner break entertainment consisted of a family-orientated contest in which teams of a parent and child attempted high tennis ball catches.



The highlight of the Chappell-Hadlee Series dinner break entertainment was a series of high speed, long distance freestyle motor bike jumps, at the Wellington match.



Financial Result

The 2006/07 financial year was the first of a new four-year cycle and as is normal with the cycle, the first year has produced a surplus for NZC of \$14.667m before distributions to Major and District Associations.

Income from ICC in relation to Cricket World Cup 2007 was in line with their forecast, although US\$250k was withheld at balance date to cover any additional costs.

The forecast for the four year cycle has not as yet been finalised due to key revenues still being negotiated, however, subject to unforeseen circumstances, it is expected to produce a positive result overall.

With most of NZC's overseas revenues being received in US Dollars (USD), the result for this year has been impacted significantly by the high value of the USD. As a result, the Board has adopted a policy of holding the USD offshore in an interest bearing deposit account at this stage, and borrowing in New Zealand Dollars to fund the on going operations of the organisation. This policy will continue in the short to medium term.

Overall for the 2006/07 financial year, NZC recorded a surplus of \$6.459m, this after distributions to Major and Districts associations of \$8.207m. This compares with a budgeted after distributions surplus of \$9.256m.

New Zealand Cricket (Inc.)

Statement of Financial Performance for the year ended 31 May 2007

	Notes	2007	2006
		\$	\$
Total Operating Revenue	2	34,917,354	20,994,156
Less Operating Expenses:			
International Men's Teams		7,367,019	7,719,205
International Women's Teams		353,996	230,464
Administration		3,714,341	3,324,305
Marketing		2,527,880	2,648,697
Commissions and Levies		3,068,500	1,092,530
Coaching and Development		2,789,424	2,539,783
Other Cricket Playing		429,283	405,013
		<u>20,250,443</u>	<u>17,959,997</u>
Net Operating Surplus	3	14,666,911	3,034,159
Less Grants and Distributions to Associations	13	7,707,593	7,130,683
Net Operating Surplus (Deficit) After Distributions		\$6,959,318	\$(4,096,524)
Less Discretionary Grants to Major Associations	13	<u>500,000</u>	<u>280,000</u>
Net Surplus (Deficit) for the year		<u>\$6,459,318</u>	<u>\$(4,376,524)</u>

New Zealand Cricket (Inc.)

Statement of Movements in Equity for the year ended 31 May 2007

	Notes	2007	2006
		\$	\$
Equity at 1 June 2006		3,608,438	7,984,962
Net Surplus (Deficit) for the year		6,459,318	(4,376,524)
Equity at 31 May 2007	6	<u>\$10,067,756</u>	<u>\$3,608,438</u>


The accompanying notes form part of these financial statements.


New Zealand Cricket (Inc.)

Statement of Financial Position as at 31 May 2007

	Notes	2007 \$	2006 \$
Current Assets:			
Bank Accounts and Deposits		13,179,440	3,651,085
Trade and Sundry Receivables		846,803	1,711,206
Prepayments		3,123,710	467,189
World Cup WIP		-	96,355
Inventory	4	303,090	251,355
		17,453,043	6,177,190
Non Current Assets:			
Sundry Loans	11	400,000	450,000
Property, Plant and Equipment	7	2,032,570	2,065,649
		2,432,570	2,515,649
Total Assets		\$19,885,613	\$8,692,839
Less Current Liabilities and Accruals:			
Loan Facility	11	4,709,578	-
Trade Creditors and Accruals	5	1,377,692	1,460,511
Employee Entitlements	8	243,961	203,945
Prepaid Income		3,486,626	3,419,945
		9,817,857	5,084,401
Net Assets		\$10,067,756	\$3,608,438
Equity	6	\$10,067,756	\$3,608,438

For and on behalf of the Board of New Zealand Cricket (Inc.) which authorised the issue of the financial report on 27 July, 2007.


 Sir John Anderson
 Chairman


 Justin Vaughan
 Chief Executive

The accompanying notes form part of these financial statements.

New Zealand Cricket (Inc.)

Cash Flow Statement for the year ended 31 May 2007

	Notes	2007 \$	2006 \$
Cash flows from Operating Activities			
Cash was provided from:			
Receipts from sponsorship, grants and other activities		33,271,804	20,316,470
Interest Received		149,671	273,961
		<u>33,421,475</u>	<u>20,590,431</u>
Cash was applied to:			
Payments to Suppliers and Employees		(19,711,556)	(16,650,205)
Grants to Associations		(8,207,593)	(7,410,683)
Interest Paid		(165,039)	(7,437)
		<u>(28,084,188)</u>	<u>(24,068,325)</u>
Net Cash outflow from operating activities	10	<u>\$5,337,287</u>	<u>\$(3,477,894)</u>
Cash flows from Financing Activities			
Cash was provided from:			
Loan Facility National Bank		4,709,578	-
Net Cash Outflow from investing activities		<u>\$4,709,578</u>	<u>-</u>
Cash flows from Investing Activities			
Cash was provided from:			
Sale of Property, Plant and Equipment		16,150	711
Cash was applied to:			
Purchase of Property, Plant and Equipment		(341,641)	(85,370)
Net Cash Outflow from investing activities		<u>\$(325,491)</u>	<u>\$(84,659)</u>
Net Decrease in cash held		<u>\$9,721,374</u>	<u>\$(3,562,553)</u>
Add cash at 1 June 2006		3,651,085	7,002,524
Effect of exchange rate change on foreign currency balance		(193,019)	211,114
		3,458,066	7,213,638
Cash Balance at end of year 31 May 2007		<u>\$13,179,440</u>	<u>\$3,651,085</u>

The accompanying notes form part of these financial statements.

New Zealand Cricket (Inc.)

Notes to and forming part of the Financial Statements for the year ended 31 May 2007

1. Statement of Accounting Policies

Reporting Entity

New Zealand Cricket (Inc.) is an incorporated society under the Incorporated Societies Act 1908. The financial statements of New Zealand Cricket (Inc.) have been prepared in accordance with generally accepted accounting practices.

Measurement Base

The Accounting principles recognised as appropriate for the measurement and reporting of Financial Performance and Financial Position on a historical costs basis are followed by New Zealand Cricket (Inc.)

Specific Accounting Policies

The following specific accounting policies which materially affect the measurement of financial performance and financial position have been applied:

a. Accounts Receivable

Accounts Receivable are stated at their estimated realisable value.

b. Inventories

Inventories are stated at cost, determined on a first-in first-out basis. These include resources, clothing, promotional product for the development initiatives, and marketing resources used for promotional purposes not utilised at balance date.

c. Foreign Currencies

Overseas transactions are initially converted at the New Zealand rate of exchange ruling at the date of the transaction. At balance date foreign currency assets and liabilities that remain subject to exposure to foreign exchange fluctuations are translated at the closing rate, while those where the rate of conversion is known are translated at the confirmed rate. Any exchange variations arising from these are included in the Statement of Financial Performance.

The exchange differences on hedging transactions undertaken to establish the price of particular revenues or expenses, together with any costs

associated with the hedged transactions, are deferred and included in the measurement of the revenue or expense transaction.

d. Trade Creditors and Accruals

Trade Creditors and Accruals are stated at the estimated amounts payable.

e. Leases

New Zealand Cricket (Inc.) leases certain Office Equipment and Buildings. Operating Lease payments, where the lessors effectively retain substantially all the risks and benefits of ownership of the leased items, are included in the determination of the net surplus in equal instalments over the lease term.

f. Financial Instruments

Financial instruments recognised in the statement of financial position include cash balances, receivables, payables, deposits and loans to others. In addition New Zealand Cricket (Inc.) has been party to financial instruments with off balance sheet risk, some to reduce exposure to fluctuations in foreign currency exchange rates. These financial instruments have been guarantees of other's term loan facilities and foreign currency forward exchange contracts. At balance date no such financial instruments existed.

New Zealand Cricket (Inc.) enters into foreign currency forward exchange contracts to hedge trading transactions, including anticipated transactions, denominated in foreign currencies. Gains and losses on contracts which hedge specific short-term foreign currency denominated transactions are recognised as a component of the related transaction in the period in which the transaction was completed.

Where the hedge of an anticipated transaction is terminated early, but the anticipated transaction is still expected to occur, the gain or loss that arose prior to termination of the hedge continues to be deferred and is recognised as a component of the transaction when it is completed. If the trading transaction is no longer expected to occur, the gain or loss on the terminated hedge is recognised in the statement of financial performance immediately.

New Zealand Cricket (Inc.)

Notes to and forming part of the Financial Statements for the year ended 31 May 2007 *continued***g. Property, Plant and Equipment**

Property, Plant and Equipment are stated at cost less aggregate depreciation. Depreciation is provided for on a straight line basis on all tangible property, plant and equipment, at depreciation rates calculated to allocate the assets' costs over their estimated useful lives.

Depreciation has been calculated on the basis of the following depreciation periods:

Motor Vehicles	5 years
Office Furniture/Equipment	2 – 10 years
Computer Equipment	2 – 4 years
Cricket Equipment	4 – 12 years
Furniture & Fittings	5 – 20 years
Grounds	20 years
Grounds Plant & Equipment	5 – 20 years
Buildings	5 – 20 years

Trade Marks are amortised over a 10 year period.

Changes in Accounting Policies

There have been no changes in accounting policies. All policies have been applied on bases consistent with those used in previous years. Certain comparative information has been reclassified to ensure consistent presentation.

2. Operating Revenue	2007	2006
	\$	\$
Revenue	34,767,683	20,720,195
Interest Revenue	149,671	273,961
	<u>\$34,917,354</u>	<u>\$20,994,156</u>

3. Operating Surplus	2007	2006
	\$	\$
After Charging:		
Depreciation:		
- Motor Vehicles	13,353	18,125
- Furniture & Fittings	11,924	14,027
- Office Furniture	21,096	20,284
- Cricket Equipment	12,750	12,308
- Computer Equipment	115,556	104,892

	2007	2006
	\$	\$
- Grounds	29,614	31,311
- Grounds Equipment	69,964	73,529
- Buildings	72,666	72,991
- Trade Marks	2,098	2,051
Loss on sale Fixed Asset	9,615	-
Interest Expense & Bank Fees	165,040	7,437
Rental and Operating Lease costs	255,129	257,443
Auditing Fees	15,430	13,975
Other Fees paid to Auditors	6,450	1,800
Foreign Exchange Losses	197,622	5,041

4. Inventories	2007	2006
	\$	\$
Cricket Balls	50,843	29,691
Clothing, Gear Bags & Suitcases	85,860	57,553
Marketing and Match Resources	24,856	17,916
Development Resources	141,531	146,195
	<u>\$303,090</u>	<u>\$251,355</u>

5. Trade Creditors and Accruals	2007	2006
	\$	\$
Trade Creditors	941,798	981,047
Other Accruals	421,659	457,206
Grants to Associations	14,235	22,258
	<u>\$1,377,692</u>	<u>\$1,460,511</u>

6. Equity	2007	2006
	\$	\$
Balance 1 June, 2006	3,608,438	7,984,962
Net Surplus (Deficit) for the year	6,459,318	(4,376,524)
Total Equity 31 May 2007	<u>\$10,067,756</u>	<u>\$3,608,438</u>

New Zealand Cricket (Inc.)

Notes to and forming part of the Financial Statements for the year ended 31 May 2007 *continued***7. Property, Plant and Equipment**

2007	At Cost	Accum Depn	Net Book Value
	\$	\$	\$
Motor Vehicles	120,191	100,109	20,082
Office Furniture & Equipment	226,234	179,107	47,127
Computer Equipment	812,317	476,285	336,032
Cricket Equipment	181,262	146,708	34,554
Furniture & Fittings	267,994	230,603	37,391
Buildings	1,723,582	690,456	1,033,126
Grounds	485,182	200,386	284,796
Grounds Plant & Equipment	705,840	471,321	234,519
Trade Marks	20,156	15,213	4,943
	<u>\$4,542,758</u>	<u>\$2,510,188</u>	<u>\$2,032,570</u>

2006	At Cost	Accum Depn	Net Book Value
	\$	\$	\$
Motor Vehicles	152,173	102,588	49,585
Office Furniture & Equipment	215,867	158,011	57,856
Computer Equipment	501,986	360,794	141,192
Cricket Equipment	154,758	133,958	20,800
Furniture & Fittings	267,994	218,678	49,316
Buildings	1,723,582	617,790	1,105,792
Grounds	484,522	170,772	313,750
Grounds Plant & Equipment	704,640	406,523	298,117
Trade Marks	20,156	13,115	7,041
Fixed Assets Work in Progress	22,200	-	22,200
	<u>\$4,247,878</u>	<u>\$2,182,229</u>	<u>\$2,065,649</u>

8. Employee Entitlements

	2007	2006
	\$	\$
Balance at beginning of the year	203,945	183,392
Additional provision	267,932	210,627
Amount utilised	<u>(227,916)</u>	<u>(190,074)</u>
Balance at end of the year	<u>\$243,961</u>	<u>\$203,945</u>

9. Lease Commitments

Future Lease Commitments for New Zealand Cricket (Inc.) are:

	2007	2006
	\$	\$
Not later than 1 year	141,954	248,767
Between 1-2 years	49,973	124,623
Between 2-5 years	36,067	59,261
Over 5 years	-	-

The Lease for the offices at 164 Hereford Street expires on 31 December, 2007 and no decision has yet been made on renewal. The Lease on the High Performance Centre at Lincoln University expired on 31 March, 2006. While it has been agreed that the Lease will be renewed this has not as yet been actioned. Neither Lease is included in the above figures.

10. Reconciliation of Net Operating surplus (deficit) with Net Cash inflow (outflow) from operations

	2007	2006
	\$	\$
Net Surplus (Deficit)	6,459,318	(4,376,524)
Add non-cash items :		
Depreciation	348,956	349,520
Loss on Disposal Fixed Assets	<u>9,615</u>	<u>-</u>
	358,571	349,520
Movements in Working Capital		
(Increase) Decrease in Accounts Receivable	864,402	17,476
(Increase) Decrease in Sundry Loans	50,000	75,000
(Increase) Decrease in Prepayments	(2,656,521)	(6,603)
Increase (Decrease) in Accounts Payable	23,878	807,069
(Increase) Decrease in Stock	(51,735)	(36,363)
(Increase) Decrease in World Cup WIP	<u>96,355</u>	<u>(96,355)</u>
	(1,673,621)	760,224
Effect of exchange rate change on foreign balance	<u>193,019</u>	<u>(211,114)</u>
Net cash outflow from operating activities	<u>\$5,337,287</u>	<u>\$(3,477,894)</u>

New Zealand Cricket (Inc.)

Notes to and forming part of the Financial Statements for the year ended 31 May 2007 *continued*

11. Financial Instruments

Credit Risk

Financial instruments which potentially subject New Zealand Cricket (Inc.) to credit risk principally consist of bank balances, accounts receivable, sundry loans, guarantees of other's term loan facilities, and foreign currency forward exchange contracts.

Maximum exposures to the credit risk as at balance date are:

	2007	2006
	\$	\$
Bank Balances & Deposits	13,179,440	3,651,085
Receivables	846,803	1,711,206
Sundry Loans	400,000	450,000

Sundry Loans include Loans to Major Associations of \$400,000 (2006, \$450,000). These Loans are subject to interest based on the 90-day Bill rate at the beginning of each quarter, and are secured by future grants payable to those associations.

The above maximum exposures are net of any recognised provision for losses on these financial instruments. No collateral is held on the above amounts.

Concentrations of Credit Risk

Funds on deposit are with the National Bank of New Zealand Ltd.

Currency Risk

New Zealand Cricket (Inc.) has exposure to foreign exchange risk as a result of transactions denominated in foreign currency, arising from normal trading activities. The NZD equivalent of unhedged foreign exchange net assets at balance date is \$13,185,094 (2006, \$256,219).

In past years, where exposures were certain, New Zealand Cricket (Inc.) hedged most of its new season offshore exposure, however this was not the situation in the current year where due to existing exchange rates no hedging was placed.

The notional contract amount of forward foreign exchange instruments outstanding at balance date was Nil (2006, Nil).

Credit Facilities

New Zealand Cricket (Inc.) has a bank overdraft facility of \$1,000,000 with the National Bank of New Zealand Ltd. This was not being utilised at balance date.

During the year New Zealand Cricket (Inc.) adopted a strategy which saw all USD revenues held in an offshore USD interest bearing deposit account. At the same time a NZD Loan facility was established with the National Bank, with the NZD equivalent of the funds held in the USD Deposit account to be no less than 120% of the NZD funds borrowed. At balance date this covenant was being satisfied. The Loan balance was \$4,709,578 and the interest rate 8.49%.

Interest Rate Risk

Interest earned on bank balances and deposits are based on the current interest rate. At balance date this was 7.75% on the NZD Deposit account and 5.1% for the USD Deposit account.

Fair Values

The following methods and assumptions were used to estimate the fair value of each class of financial instrument.

Bank Accounts and Deposits, Loans, Receivables and Trade Creditors

The carrying amount is the fair value for each of these classes of financial instruments noted above. Bank Deposits are recorded at market value, and are subject to market forces. Market value is subject to changes in interest rates.

Forward Foreign Exchange Contracts

The estimated fair value of off balance sheet forward foreign exchange contracts at balance date was Nil (2006, Nil). The estimated fair value of forward foreign exchange contracts is based on market rates at balance date.

Financial Guarantees

It is not practicable to estimate the fair value of financial guarantees within an acceptable level of reliability.

12. Segment Information

New Zealand Cricket (Inc.) operates in one industry and geographical location, this being the promotion and administration of cricket in New Zealand. Domestic cricket and development programmes are coordinated through Major Associations who in addition assist with hosting arrangements of International Teams. New Zealand Cricket (Inc.) is responsible for operating the High Performance Centre at Lincoln University and for managing New Zealand teams touring offshore.

New Zealand Cricket (Inc.)

Notes to and forming part of the Financial Statements for the year ended 31 May 2007 *continued*

13. Transactions with Related Parties

Major/District Associations

During the year New Zealand Cricket (Inc.) made payments of \$7,347,659 (2006, \$6,799,185) and discretionary grants of \$500,000 (2006, \$280,000) to Major Associations, and \$359,934 (2006, \$331,500) to District Associations.

Major and District Associations are the members of New Zealand Cricket (Inc.) as provided for in the Constitution of New Zealand Cricket (Inc.).

The balances outstanding on Receivables at the end of the year were \$42,531 (2006, \$131,063), while the balances outstanding on Payables at the end of the year were \$16,234 (2006, \$10,777). No amounts were written off or forgiven during the year.

New Zealand Cricket (Inc.) has advanced loans to some Major Associations, as referred to in Note 11.

14. Income Recognition

Income is generally recognised in the period to which it relates. Should there be any doubt as regards the receipt of any income then recognition of that income will be deferred until the period in which it is actually received.

During the year New Zealand Cricket (Inc.) received income from the Champions Trophy in India, and the 2007 Cricket World Cup in the West Indies. Since balance date a further \$US200,000 has been received from the Champions Trophy and this has been accrued in these accounts.

ICC has withheld \$US250,000 in respect of the 2007 Cricket World Cup until all tournament accounts are completed and any additional costs for each country confirmed. In line with the previous policy where New Zealand Cricket (Inc.) has only recognised in the current year those amounts actually confirmed or received, any further payments or costs, including the amount withheld, will be recognised in the financial year in which they are received.

During the 2006-7 year the ODI against Sri Lanka in Hamilton was abandoned. An insurance claim has been lodged, but at balance date has not been concluded. While any revenues received and costs incurred around that game have been recognized in the current year's accounts, any insurance proceeds will only be recognised when or if a claim is settled.

15. International Financial Reporting Standards (IFRS)

In December, 2002 the New Zealand Accounting Standards Review Board announced that New Zealand equivalents to International Reporting Standards (NZ IFRS) would apply to all reporting entities for reporting periods beginning on or after 1 January, 2007. Consequently New Zealand Cricket (Inc.) will be required to prepare financial statements under NZ IFRS for the year ended 31 May, 2008, including comparative financial information for the year ended 31 May, 2007.

During the 2007 financial year, a high level review has been completed to identify the areas of likely impact upon transition to NZ IFRS. To date we have not fully quantified the effects of any differences identified but we will ensure that the transition occurs within the required timeframes. As such, the potential impact the transition to NZ IFRS will have on the financial statements cannot be reliably estimated, although it is acknowledged this variation may be material.

16. Contingent Liabilities

A new Master agreement was negotiated with the Cricket Player's Association in 2006, and under this agreement 25% of the "New Zealand Cricket Revenue" now represents the minimum amount allocated to the Player Pool, and it is from this pool that all player payments are made. The initial budgeted allocation for the 4 years ending May, 2010 is \$6.085m per annum.

If at the end of this 4 year period the actual amount allocated to the Pool exceeds that initially allocated then NZC has a liability to the players. As at balance date, the calculation of the Player Pool for the 4 year period ending May, 2010 is not able to be finalised as some future revenue contracts have not as yet been concluded. For this reason no provision is included in these accounts for any possible liability to the players at the end of the 4 year period, although it is anticipated that provided these outstanding revenues are confirmed a liability will exist.

Under the agreement if a liability exists, no adjustment is allowed until the revenues from the 2007 Cricket World Cup and the Indian Tour to New Zealand in February 2009 have been received.

17. Capital Commitments

There were no capital commitments at 31 May, 2007 (2006, Nil).



■ Chartered Accountants

Auditor's Report

To the Members of New Zealand Cricket (Inc.).

We have audited the financial statements on pages 42 to 49. The financial statements provide information about the past financial performance of New Zealand Cricket (Inc.) and its financial position as at 31 May 2007. This information is stated in accordance with the accounting policies set out on pages 45 and 46.

Board's Responsibilities

The Board of Directors are responsible for the preparation of financial statements which comply with generally accepted accounting practice in New Zealand and fairly present the financial position of New Zealand Cricket (Inc.) as at 31 May 2007 and its financial performance and cash flows for the year ended on that date.

Auditor's Responsibilities

It is our responsibility to express an independent opinion on the financial statements presented by the Board of Directors and report our opinion to you.

Basis of Opinion

An audit includes examining, on a test basis, evidence relevant to the amounts and disclosures in the financial statements. It also includes assessing:

- the significant estimates and judgements made by the Board of Directors in the preparation of the financial statements; and
- whether the accounting policies are appropriate to New Zealand Cricket (Inc.)'s circumstances, consistently applied and adequately disclosed.

We conducted our audit in accordance with generally accepted auditing standards in New Zealand. We planned and performed our audit so as to obtain all the information and explanations which we considered necessary in order to provide us with sufficient evidence to give reasonable assurance that the financial statements are free from material misstatements, whether caused by fraud or error. In forming our opinion we also evaluated the overall adequacy of the presentation of information in the financial statements.

Ernst & Young provides tax advice to New Zealand Cricket (Inc.).

Unqualified Opinion

We have obtained all the information and explanations we have required.

In our opinion the financial statements on pages 42 to 49:

- comply with generally accepted accounting practice in New Zealand; and
- fairly present the financial position of New Zealand Cricket (Inc.) as at 31 May 2007 and its financial performance and cash flows for the year ended on that date.

Our audit was completed on 27 July 2007 and our unqualified opinion is expressed as at that date.

Ernst & Young

Christchurch



Spectrum Print

Pre-press and print production by
Spectrum Print, Christchurch

photosport

Sports photography supplied
by Photosport

Additional photography supplied by:

Clare Skinner

Don Neely

Ken Baker

Lightworkx Photography



New Zealand Cricket (Inc)
Level 6
164 Hereford Street
Christchurch
Tel: (03) 366 2964
Fax: (03) 365 7491
www.nzcricket.co.nz