

NZC

10

11

NZC

117

AR

The 117th Annual Report
of
New Zealand Cricket Inc.



2010 – 2011

A photograph of a man in a dark grey suit, light blue shirt, and red tie standing on a cricket field. He has his hands on his hips and is looking towards a cricketer on the right. The cricketer is wearing a white shirt and trousers, and a black cap. In the background, there is a green fence with the text 'The Nat' visible. To the left, a person in a dark blue shirt is partially visible, holding a camera. The scene is outdoors on a sunny day.

OFFICE BEARERS

Patron

His Excellency The Right Honourable Sir Anand Satyanand GNZM,
QSO, Governor-General of New Zealand

President

D S Currie QSO

Board Chairman

C D Moller

Board

S L Boock, W Francis, The Honourable Sir John Hansen KNZM, R G Hart,
S Heal, B King, A Urlwin

Chief Executive

J T C Vaughan

Auditor

Ernst & Young, Chartered Accountants

Bankers

The National Bank of New Zealand

Life Members

Sir John Anderson KBE, M Brito, I W Gallaway, Sir R J Hadlee, J H Heslop
CBE, J Lamason, T Macdonald QSM, P McKelvey CNZM MBE, D O Neely
MBE MNZM, Hon. Justice B J Paterson CNZM OBE, J R Reid OBE, Y Taylor,
Sir A Wright KBE

Honorary Cricket Members

J C Alabaster, F J Cameron MBE, R O Collinge, B E Congdon OBE, A E Dick,
G T Dowling OBE, J W Guy, D R Hadlee, B F Hastings, V Pollard, B W Sinclair,
J T Sparling.

National Selectors (Men)

B L Cairns, M J Greatbatch, G M Turner,

National Selectors (Women)

B R Blair, P D Kinsella, G R Stead (Convenor)

National Age Group Selectors

B L Cairns, M J Horne, K Patel (Convenor), P J Wiseman

Statistician

F Payne

National Code of Conduct Commissioner

N R W Davidson QC



CONTENTS



From the Chief Executive

8

High-Performing Teams

14

Family of Cricket

56

Sustainable Growth of the Game

60

Culture of Excellence

66

Business of Cricket

70

A blurred photograph of a cricket match. In the foreground, the lower leg and grey protective pads of a batsman are visible on the right side. In the background, a bowler in a white uniform is captured mid-action, having just released the ball. The ball is a yellowish-white and is in focus in the lower-left quadrant of the frame. The rest of the scene, including the field and spectators, is heavily blurred, creating a sense of motion and depth.

FROM THE CEO



New Zealand Cricket has achieved a great deal over the past 12 months in what has been a challenging year, both emotionally and financially.

Our head office was moved from the centre of Christchurch to our High Performance Centre at Lincoln in the most dramatic circumstances with the 22 February 2011 earthquake badly damaging our Hereford Street premises.

Many of our staff were in the building during the terrifying quake and I am extremely grateful they all managed to escape safely. On behalf of the entire family of cricket I would like to pass on my heartfelt condolences to the people of Canterbury who were affected by the earthquake, especially those who lost family and friends.

The sharply increasing US dollar continues to challenge our finances and we face another testing 12 months with a year that does not include any ICC distributions.

Despite the challenges posed, cricket in New Zealand remains strong with a financial surplus (albeit below budget) of \$2.6M recorded, increased playing numbers and the ratification of a ground breaking eight-year Master Agreement with our Major Associations and the New Zealand Players Association that will safeguard the future of the game.

It was also a time of transition with John Wright taking over as Head Coach of the BLACKCAPS, John Buchanan coming on board as NZC Director of Cricket and new BLACKCAPS captain Ross Taylor taking the reins from predecessor Daniel Vettori.

Daniel is to be congratulated on his leadership and sustained contribution to cricket in this country. He has been a great servant for a long time now, and although he is taking a break from international short form cricket, I am thrilled that he will continue to be involved in Test cricket for the BLACKCAPS.

Grassroots

Playing numbers increased by a further 2.3% to reach an unprecedented level of 107,271 players. Growth in the women's game was particularly positive while growing secondary school cricket continues to be challenging and will be a major area of focus in the future.

The future of the game has been safeguarded by the new Master Agreement where \$65 million will be reinvested into grassroots cricket over the eight year period of the agreement. This guaranteed funding highlights New Zealand Cricket's commitment to providing long-term stability as we foster and grow the game at all levels.

International Cricket

The BLACKCAPS had a mixed year with inconsistency plaguing the side. There were a number of strong performances to go along with some disappointing losses.

New Zealand's cricketers were extremely proud of the way the BLACKCAPS performed at the ICC Cricket World Cup 2011. They entered the competition without much form following series losses away to Bangladesh and India along with a home series loss to Pakistan. But they defied the odds to reach the semi-finals, and despite a loss to co-hosts Sri Lanka, left the tournament with their heads held high.

It was not so much their placing but the way they showed true fighting spirit with their most inspired performance coming in their 49 run win the quarter final against South Africa. Building on the performances at the World Cup will be important, as will be the way our team connects with fans around the country.

The signs are positive for the future with new Director of Cricket John Buchanan providing clear vision and strategy to complement the coaching skills of John Wright. I have great confidence in Ross Taylor, who I am certain will develop into a fine leader.

The White Ferns season reflected that of their male counterparts with some real triumphs and disappointing lows. The Rose Bowl series against rivals Australia was especially disappointing. The series was locked up at two-all with the final three matches to be played at Lincoln but unfortunately the February earthquake intervened. The matches were rescheduled for Brisbane later in the year with Australia winning the series four-two to retain the trophy.

Domestic cricket

Domestically, the 2010-11 season saw the Auckland Aces dominate the short form competitions, lifting the Men's One-Day and HRV Cup, while the Canterbury Wizards took out the coveted Plunket Shield.

The popularity of the HRV Cup and the fact that the Plunket Shield is held in very high regard by the players makes it evident that we need maintain tradition while continuing to cater for the fans. It is pleasing that the forthcoming 2011/12 summer of cricket includes two full rounds of First-Class cricket and the HRV Cup is scheduled over the holiday period to best meet the demands of the public.

In women's cricket the Canterbury Magicians took out both the Action Cricket Cup and Action Cricket Twenty20.

Partnerships

The strength of our cricket brand was highlighted by the re-signing of major commercial partner The National Bank.

We remain grateful to our entire suite of commercial partners for their invaluable support, especially our top tier partners The National Bank, DEC, HRV, Ford, The Radio Network, SKY Television and Sony Max (Asia).

I would also like to acknowledge the strong relationship NZC has built with the New Zealand Cricket Player's Association (NZCPA). This was highlighted by the ground breaking eight-year agreement that signals the long-term nature of the partnership.

ICC Cricket World Cup 2015

While our focus is primarily on the 2011-12 season detailed planning is underway for the ICC Cricket World Cup 2015, an event New Zealand Cricket will co-host with Cricket Australia. The key appointments of James Strong as Chairman and Ralph Waters as Deputy Chairman for the event have been made to add to representatives of both New Zealand Cricket and Cricket Australia on the event organising committee.

New Zealand Cricket Board

I would like to publicly thank the NZC Board for their hard work over the past 12 months and long hours of voluntary work.

Chris Moller was elected Chairman, replacing Alan Isaac who was appointed ICC Vice-President in June 2010. Alan's elevation created a space for new director Rob Hart.

Alan Isaac has already made a very positive impact on the world governing body, bringing sound judgement and leadership to the role. Alan is due to assume the Presidency of ICC in June 2012.

New Zealand Cricket President

NZC President, Denis Currie, was re-appointed for a second one-year term at the 116th Annual General Meeting.

Denis served as President last year following 19 years on the NZC board, was successfully reappointed for a second term with The President allowed to serve a maximum of three one-year terms.

Denis brings great knowledge and passion for the game, coupled with tremendous connection across all levels of cricket in this country.

Life Membership

At the AGM, Sir Richard Hadlee and Iain Gallaway were elected as Life Members of NZC.

Sir Richard Hadlee is without question one of the world's great all-rounders. He took a remarkable 431 wickets and 3,124 runs in 86 Test matches. In 115 ODIs he claimed 158 wickets and hit 1,751 runs. The legendary all-rounder was appointed as a Member of the British Empire (MBE) in 1981 and knighted in 1990 before he was formally inducted into the ICC Cricket Hall of Fame in 2009. He also went on to serve as a national selector.

Following a short First-Class career with Otago Iain Gallaway went onto a long and successful career in broadcasting where he spent over 50 years bringing cricket to New Zealand homes. He became a Life Member of Otago Cricket in 1974 and President of New Zealand Cricket in the 1990s. A well-known and well liked leader in law, the Church and broadcasting, Iain made an immense contribution to cricket and the community.

The honour of a life membership is a fitting tribute for both Sir Richard Hadlee and Iain Gallaway.

Management Team

The New Zealand Cricket management should be acknowledged for their outstanding work which is critical to the success of the sport.

The year saw us welcome John Buchanan as the new NZC Director of Cricket. Frances Barnham also joined the team as Human Resources Manager, taking over from Narelle Burke who returned to Australia. They join Kerry Dellaca (General Manager Domestic Cricket), Peter Dwan (Commercial Manager), Mark Lane (National Development Manager), Dave Mills (Chief Financial Officer) and Tim Murdoch (Operations Manager) on the New Zealand Cricket Executive Leadership Team.

Family of Cricket

To finish, I would like to acknowledge and thank our Major Associations, District Associations, players, NZC staff, fans, and our enormous network of volunteers across the country. It is the dedicated efforts of countless people across all levels that provide the foundation for our national summer game.

The next 12 months promises a great deal with cricket to be enjoyed by people of all ages and backgrounds at parks, beaches, backyards and stadia throughout the country.



Justin Vaughan
Chief Executive Officer

HIGH PERFORMING TEAMS





New Zealand Cricket is represented on the international stage by its flagship teams, the BLACKCAPS and White Ferns. Their performance is a strategic priority and key business driver for New Zealand Cricket, contributing to the growth of the game at all levels.

Significant resources are invested in developing and supporting our elite teams, including specialised high-performance programmes, expert coaching at national and Major Association levels, comprehensive support systems and a focus on maintaining world-class playing grounds.

BLACKCAPS

BLACKCAPS in Sri Lanka

The BLACKCAPS, India and hosts Sri Lanka competed in a One-Day International tri-series in August 2010 with India and Sri Lanka qualifying for the final.

It was a perfect start for the BLACKCAPS with India being dismissed for a paltry 88 when chasing 288. Ross Taylor (95) and Scott Styris (89) scored the bulk of the runs and all five bowlers took at least one wicket.

Sri Lanka overcame the BLACKCAPS by three wickets in their second match with debutant BJ Watling top scoring with 55 and Kyle Mills taking four wickets. The return match was rained out and India ended the BLACKCAPS' hopes of making the final with an 105-run win. Chasing 223, the BLACKCAPS were bowled out for 118, Kyle Mills, batting at No. 9, scoring 52 of them off 35 balls.

BLACKCAPS in Bangladesh

The BLACKCAPS were disappointing on their visit to Bangladesh in early October 2010, losing the five-match One-Day series in Dhaka, 4-0, with the other match rained out.

The omens were bad from the start with the two warm-up games cancelled because of weather and rain affected the first One Day international with the BLACKCAPS 85 for four chasing Bangladesh's 228 when rain intervened. A revised target left the BLACKCAPS chasing 210 in 37 overs, but they were restricted to 200 for eight.

After the second match was washed out, the BLACKCAPS were dismissed in the third match for their lowest total against Bangladesh, being bowled out for 173 after earlier falling to 79 for five. A defiant Ross Taylor hit five sixes in an unbeaten innings of 62. Bangladesh's openers put on 127 for the first wicket and the home team cruised to victory with 10 overs to spare.

The series was lost when Bangladesh made 241 in the fourth game and dismissed the BLACKCAPS for 232. After the top order failed, Kane Williamson, batting with a runner after suffering a leg injury, almost got his team home with a courageous century.

There was no consolation win for the BLACKCAPS in the fifth ODI. With Kyle Mills and Daniel Vettori both claiming three wickets, Bangladesh were dismissed for 174 in the 45th over. However, the visitors' top order again struggled, being reduced to 20 for five and not even a New Zealand record for the sixth wicket against Bangladesh between Grant Elliott (59) and Vettori (43) and some powerful blow from Mills could get the BLACKCAPS home. They were bowled out in the final over just three runs short of the target.

BLACKCAPS in India

India hosted the BLACKCAPS for three Tests and five ODIs in November-December 2010. The visitors performed creditably in the first two Tests, which were drawn, before losing the third by an innings and 198 runs.

In the first Test at Ahmedabad, the BLACKCAPS were in a strong position to win after Chris Martin, with a fine opening spell of four for 15, had India reeling at 15 for five in their second innings, but strong rearguard batting saved the day for India.

A feature of the BLACKCAPS first innings was a maiden century on debut by Kane Williamson, who, at the age of 20, became the youngest of eight New Zealanders to score a 100 in their first Test. Williamson (131) and Jesse Ryder (103) shared a record fifth wicket partnership of 194 against India.

It was the BLACKCAPS' turn to save the second Test at Hyderabad and this they did through a brilliant patient double century by opener Brendon McCullum in the second innings. The usually flamboyant opener spent almost nine hours at the crease and faced 308 balls in scoring 225. It was only the second double century by a New Zealander on Indian soil – the late Bert Sutcliffe achieving the first in the 1955-56 season.

McCullum's fellow opener Tim McIntosh scored a century in the first innings and captain Daniel Vettori claimed another five-wicket bag when India batted.

India clinched the Test series, 1-0, with a decisive innings victory in the final Test at Nagpur. The BLACKCAPS scored just 193 in the first innings and were dismissed for 175 off 51.2 overs in the second. Jesse Ryder's 59 in the first innings was the only performance of note.

India romped through the ODI series with five authoritative wins. The BLACKCAPS were missing Daniel Vettori and Brendon McCullum, both with back injuries, for the first game, which India won by 40 runs with Ross Taylor top scoring with 66.

Martin Guptill and Scott Styris both contributed half-centuries in the second ODI, but India lost only two wickets in chasing down the BLACKCAPS total of 258 in 43 overs. Only one wicket was taken by the BLACKCAPS in the third match as India easily achieved their target of 225. James Franklin's 72 not out gave the score some substance.

Franklin again featured in the fourth match, scoring a career-best unbeaten 98 off 69 balls to help the BLACKCAPS to 315 for seven, but India passed that total with seven balls to spare and won the final match comfortably. The BLACKCAPS batsmen could only muster 103 with India hitting the winning runs in 21.1 overs.

THE NATIONAL BANK SERIES v PAKISTAN

Pakistan returned to New Zealand for the second time in 12 months, playing three Twenty20 matches, two Tests, and six One Day Internationals in The National Bank Series against the BLACKCAPS from late December 2010 to early February 2011.

After the BLACKCAPS won the first two Twenty20 matches with ease, Pakistan hit back with an emphatic 103-run win in the third. Pakistan won the Test series, 1-0, and the ODI series, 3-2, with the second match scheduled for Queenstown abandoned because of rain.

A hat-trick by Tim Southee and a rapid-fire 53 off 28 balls by Martin Guptill set up the BLACKCAPS win in the first Twenty20 at Auckland. Southee's five for 18 had Pakistan dismissed for 144 which the home team chased down for the loss of five wickets.

The BLACKCAPS had five of their top six batsmen score more than 25 as they totalled 185 for seven, then bowled out Pakistan for 146 at Hamilton with Nathan McCullum taking four for 16. However, Pakistan plundered boundaries at Christchurch, reaching 183 for six then bundling out the BLACKCAPS for 103 with only Scott Styris (45) in double figures.

The first Test in Hamilton saw the BLACKCAPS routed for 110 in their second innings to hand Pakistan a 10-wicket win. In the space of 16 balls, the BLACKCAPS crumbled from 60 for two to 61 for six.

The home team had made 275 batting first with Brendon McCullum, Martin Guptill, Kane Williamson and Tim Southee all making half-centuries but not going past 60. Pakistan responded with 367.

Both teams had a chance of victory starting the final day of the second Test at Wellington, but Pakistan dug in to bat out the day. They finished on 226 for five in pursuit of 274 for the win. It was Pakistan's first Test series win since 2006 and the first time the BLACKCAPS had not won a Test in the summer for 15 seasons.

Captain Daniel Vettori, batting at No. 8, made 110 in the first innings of 356, and Martin Guptill, Brendon McCullum and Ross Taylor scored half-centuries in the second innings of 293.

The BLACKCAPS ended a 11-match losing streak in ODIs with a nine-wicket win at Wellington, Tim Southee swinging the ball at pace and taking five for 33 as Pakistan were dismissed for 124. Jesse Ryder, with 55 off 34 balls, and Martin Guptill, shared an opening stand of 84 off 10 overs which ensured an early finish.

With the second match rained out, Pakistan levelled the series with a 43-run win at Christchurch with the BLACKCAPS falling well short of 293 scored by the visitors. They then went one ahead at Napier when the BLACKCAPS top order failed and it was left to James Franklin (62) and Nathan McCullum (53) to take the team to 262 for seven, a target Pakistan reached with an over to spare.

Pakistan took an unassailable 3-1 lead with a 41-run win at Hamilton. After scoring 268, Pakistan bowled out the BLACKCAPS for 227 with Martin Guptill (65) and Ross Taylor (69) the only significant contributors.

The BLACKCAPS were emphatic winners in the sixth match at Auckland. They scored 311 for seven on the back of a superb Jesse Ryder century and half-centuries by Scott Styris and Nathan McCullum before Hamish Bennett claimed four wickets as Pakistan fell 57 runs short.

ICC WORLD CUP in India, Sri Lanka and Bangladesh

Fourteen countries contested the 10th ICC Cricket World Cup from February to April 2011 with the BLACKCAPS in group A along with Kenya, Australia, Zimbabwe, Pakistan, Canada, and Sri Lanka.

Kenya and Zimbabwe were both beaten by 10 wickets with Hamish Bennett having his best ODI bowling figures of four for 16 against Kenya who were dismissed for 69. Against Zimbabwe, Martin Guptill an unbeaten 86 and Brendon McCullum hit 76 not out to set a New Zealand World Cup record opening partnership of 166 to set up a comfortable ten wicket victory.

In between those big wins, the BLACKCAPS lost to Australia by seven wickets in a match where the Chappell-Hadlee Trophy was at stake.

The BLACKCAPS then crushed Pakistan by 110 runs with Ross Taylor celebrating his 27th birthday with a swashbuckling 131 off 124 balls including seven sixes. Pace bowlers Kyle Mills and Tim Southee then knocked over Pakistan's top-order batsmen with the BLACKCAPS claiming an emphatic 110 run win.

Brendon McCullum made a century as the BLACKCAPS amassed 358 for six against Canada, who came up 97 runs short, but Sri Lanka handed them a 112-run loss in the last pool match, scoring 265 for nine then bowling out the BLACKCAPS for 153 in 35 overs.

The BLACKCAPS drew favoured South African in the quarter-finals, but they defied the odds to win the match by 49 runs after an excellent all-round bowling performance. Jacob Oram and Nathan McCullum were in fine form, sharing seven wickets as South Africa was bowled out for 172 in pursuit of 221 for eight.

The BLACKCAPS exited the tournament after a semi final loss to Sri Lanka won by five wickets at Colombo. After being in a strong position with the bat they lost their last six wickets for 25 to finish with 217. Despite a courageous effort in the field they were unable to restrict the Sri Lankans who reached the target with 13 balls to spare.

New BLACKCAPS

The following players were awarded Test caps during the year:

Hamish Bennett	#247
Kane Williamson	#248
Andy McKay	#249
Reece Young	#250

Bennett and Williamson also made their first appearance for the BLACKCAPS in limited-overs matches along with Luke Woodcock, Adam Milne and Dean Brownlie.

BLACKCAPS Management Team

There were several changes within the BLACKCAPS environment following a review of the unsuccessful tours to Bangladesh and India. The review saw John Wright appointed Head Coach in December 2011 taking over from Batting Coach Mark Greatbatch who took up a role with the independent selection panel.

Allan Donald who worked with the team as Bowling Coach from January 2011 through to the conclusion of the ICC Cricket World Cup in April was replaced by Damien Wright in July 2011.

Dave Currie chose to step down as BLACKCAPS Manager in April 2011, ending a two-year tenure, with successor Mike Sandle appointed in July 2011.

Assistant Coach Trent Woodhill renewed his contract while Physiotherapist Paul Close and Strength and Conditioning Coach Chris Donaldson joined the support staff.

New Zealand A in Zimbabwe

New Zealand A travelled to Zimbabwe in October 2010 for three four-day First-Class matches against Zimbabwe A at Harere and won the series, 2-0. After the first match was drawn, New Zealand A convincingly won the next two, by 10 wickets and nine wickets, respectively.

Daniel Flynn, with 167 in the first innings, and James Franklin, with an unbeaten 107 in the second innings, posted centuries in game one, while Jamie How struck 115 and Gareth Hopkins hit an unbeaten 100 in game two. Franklin bagged five wickets in the first innings and Brent Arnel had a career-best eight for 81 in the second.

Zimbabwe A failed to reach 200 in either innings in the final game with Arnel again among the wickets, ending the series with 13 at an average of 18.53.

White Ferns

Fortunes did not favour the White Ferns in the 2010-11 season, with the Rose Bowl Series against Australia lost, 4-2, and the last placing at the quadrangular in both the Twenty20 and ODI components with England, Australia, and India in England in June-July 2011.

The White Ferns beat India in the Twenty20 and ODI round-robin, but lost to that team when they met again in the play-off for third and fourth. England beat Australia in the ODI final by 34 runs.

White Ferns in Rose Bowl Series

The White Ferns were unable to lift the Rose Bowl from Australia in a series comprising five Twenty20 matches in New Zealand and three ODIs in Australia. The honours were shared, 2-2, in the Twenty20 series in February after the opening game was washed out.

The side were set to play the first of three One-Day Internationals at the Bert Sutcliffe Oval at Lincoln on 24 February, two days after the earthquake struck with those matches rescheduled for late in the year.

The series resumed in Brisbane in June with the first game again abandoned because of rain, but Australia took a 3-2 lead by winning the second ODI by six wickets and wrapped the series up, 4-2, with a 19-run victory in the final game.

Sara McGlashan, with 62 off 50 balls, in the fourth Twenty20, helped give the White Ferns a 2-1 series lead after Australia had won the

second game by four wickets before losing the third by 19 runs. The final Twenty20 match was evenly balanced until Australia claimed three wickets in the last over to win by three runs.

In Brisbane, Australia won the first ODI by six wickets and the final match by 19 runs. Captain Aimee Watkins celebrated her 100th ODI in the final game with 49 off 45 balls and Nicola Browne made an unbeaten 54.

White Ferns in England

Hosts England beat the White Ferns by eight wickets in the opening Twenty20 match, but the White Ferns' hopes of reaching the final were raised with a 25-run win over India before suffering a six-wicket loss to Australia.

The play-off for third and fourth against India was lost by three wickets. Liz Perry performed outstandingly with the bat, scoring an unbeaten 48 off 41 balls against India in their first match then backed up with 50 not out off 37 balls against Australia.

The ODI campaign also started poorly with Australia beating the White Ferns by 29 runs then England winning by 58 runs. The White Ferns overcame India by 39 runs in the round robin, but when they squared off in the play-off for third, India prevailed by 32 runs.

There were some notable individual performances with Sarah McGlashan making 65 against Australia, Aimee Watkins striking 59 against England and Lucy Doolan reaching 76 against India in the one-day section of the tournament while Sian Ruck bowled 10 overs for just nine runs in the ODI play-off match against India.

New White Ferns

Four new White Ferns featured this season with all of them coming from the Canterbury Magicians team - Kelly Anderson, Frances Mackay, Janet Brehaut and Lea Tahuu.

Domestic Cricket

Plunket Shield

After finishing runners-up the previous season, the Canterbury Wizards were comfortable winners of the premier four-day First-Class competition for the Plunket Shield in the 2010/11 season.

The Canterbury Wizards won four of their 10 matches outright and finished on 41 points, 11 clear of the Otago Volts with defending champions the Northern Knights fourth of the six teams on 29 points.





Men's One-Day competition

Former BLACKCAP Lou Vincent starred for the Auckland Aces as they won a high-scoring Men's One-Day final against the Canterbury Wizards at QEII Park in Christchurch by six runs. Vincent crafted a magnificent 153 off 152 balls to give the Aces an imposing total of 335 for six after 50 overs.

The Wizards chased valiantly, led by opener Rob Nicol with 119, and backed by 60 from both Dean Brownlie and Shanan Stewart, but the home team fell just short at 329 for nine. It was the Aces' first title for four seasons.

Both the Wizards and the Aces won five of their eight qualifying games, Canterbury Wizards earning a home final by finishing top on 25 points, two ahead of Auckland. Defending champions Northern Knights were fourth on 14 points, two behind the Otago Volts.

HRV Cup Twenty20

In a replay of the inaugural HRV Cup final the previous season, the Auckland Aces and the Central Stags progressed to the final stage again, but this time the result was reversed with the Aces winning the competition in a close finish at Colin Maiden Park.

Top qualifiers the Aces reached 158 for eight after their 20 overs with opener Jimmy Adams scoring 62 off 43 balls. The Stags started disastrously with Aces left-arm medium-paced bowler Michael Bates taking three wickets in five balls in his first over. Ross Taylor led a recovery, top-scoring with 44, and the tail-order flourished, but the Stags came up short by five runs, finishing at 154 for nine.

Champions League T20

The Central Stags, as winners of the 2009/10 domestic competition, competed with nine other teams from six countries in the second Champions League T20 held in South Africa in September 2010.

The Stags were unable to win any of their four pool games, losing to Chennai Super Kings (India) by 57 runs, Victoria Bushrangers (Australia) by seven wickets, Warriors (South Africa) by six wickets, and Wayamba (Sri Lanka) by 74 runs.

Captain Jamie How was one of the stand-out batsmen, scoring 77 not out against Victoria in the second game and backing that with an unbeaten 88 against the Warriors.

Auckland Aces

Plunket Shield: 6th

HRV Cup: 1st

Men's One-Day: 1st

Coach: Paul Strang

Captain: Gareth Hopkins

It was a season of complete contrasts for the Auckland Aces. They dominated the limited over arena winning both titles, yet were unable to replicate that form in the First-Class competition finishing bottom of the Plunket Shield ladder.

Auckland lifted the hotly contested HRV Cup and with it gained entry into the Champions League Twenty20 qualifying tournament.

They won six and lost just two of their round-robin matches and carried that form into their home final defending 158 for eight against the Central Stags who posted 154 in what was a tense finish.

In the Men's One-Day competition the Auckland Aces looked like they might not be able to maintain their form, losing to the Canterbury Wizards in the preliminary final. However, they bounced to beat the Otago Volts in the major semi final and booked a rematch with the Wizards. A magnificent 153 from Lou Vincent helped the Aces to 335 for six and ultimately win the competition, with the Wizards failing just short on 329 for nine.

Wicketkeeper-batsman Gareth Hopkins was another cornerstone of the successful side. The bowling was anchored by the experienced Andre Adams, playing as an import, and Daryl Tuffey.

Strangely Auckland's Plunket Shield campaign could hardly have gone worse losing contact with the field at an early stage and invariably struggling to try and catch the field.

Left-arm spin bowler Bruce Martin did have the distinction of recording the best bowling analysis for the First-Class season bagging seven for 97 from 36 overs against his former association the Northern Knights while pace bowler Chris Martin was typically consistent snaring 31 victims for the season.



Plunket Shield: 6th

Opponent	Played	Won	Lost	Draw	Abandoned
Canterbury Wizards	2		1	1	
Central Stags	2		1	1	
Northern Knights	2	1	1		
Otago Volts	2		2		
Wellington Firebirds	2		2		
Overall	2	1	7	2	

HRV Cup: 1st

Opponent	Played	Won	Lost	Tie	Abandoned
Canterbury Wizards	2	2			
Central Stags	3	2	1		
Northern Knights	2	1	1		
Otago Volts	2	1			1
Wellington Firebirds	2	1			1
Overall	11	7	2		2

Men's One-Day: 1st

Opponent	Played	Won	Lost	Tie	Abandoned
Canterbury Wizards	3	2	1		
Central Stags	2	1			1
Northern Knights	1		1		
Otago Volts	3	2	1		
Wellington Firebirds	2	2			
Overall	11	7	3		1

Canterbury Wizards

Plunket Shield: 1st
HRV Cup: 3rd
Men's One-Day: 2nd

Coach: Bob Carter
Captain: Peter Fulton

Canterbury had one of their best seasons capturing their first piece of silverware since 2007-08 with a Plunket Shield triumph. The Wizards claimed the title in the final round coming with a late season run that was ignited by a dramatic comeback outright win against the Wellington Firebirds. The Shield success was especially satisfying for the Wizards after the tumultuous times the province experienced after the February 22 earthquake which led to one match being called off and points being shared while their remaining home games were all played at Rangiora after QEII's Village Green was rendered unplayable.

Several sides were in contention for the Shield entering the final round but Canterbury sealed success by with an outright victory over defending champions the Northern Knights.

Apart from some consistent run-getting throughout the order Canterbury's successful campaign was capped by their bowlers performing in the critical closing rounds including leg spinner Todd Astle who had another fine season with 37 wickets, second only to Neil Wagner (Otago Volts). Debutant pace bowler Matt Henry made an immediate impact grabbing 18 wickets, including two five wicket bags, in the final four rounds.

Canterbury almost made it a double being the top qualifier from the one-day competition and hosted the final at QEII against Auckland after beating them at the same venue in the semi-final. Canterbury also improved on their disappointing HRV Cup campaign of the previous year and challenged for a place in the final.

The Canterbury provided the men's domestic Mitre10 MVP with all-rounder Rob Nicol claiming that award but he had plenty of able assistants like another all-rounder Andrew Ellis who finished third on the MVP ladder.



Plunket Shield: 1st

Opponent	Played	Won	Lost	Draw	Abandoned
Auckland Aces	2	1		1	
Central Stags	2		1	1	
Northern Knights	2	2			
Otago Volts	2			2	
Wellington Firebirds	2	1			1*
Overall	10	4	1	4	1*

* *Canterbury Wizards and Wellington Firebirds were awarded three points each for their cancelled fifth round match due to the Christchurch Earthquake on 22 February 2011*

HRV Cup: 3rd

Opponent	Played	Won	Lost	Tie	Abandoned
Auckland Aces	2		2		
Central Stags	2	1	1		
Northern Knights	2	1	1		
Otago Volts	2	1			1
Wellington Firebirds	2	2			
Overall	10	5	4		1

Men's One-Day: 2nd

Opponent	Played	Won	Lost	Tie	Abandoned
Auckland Aces	3	1	2		
Central Stags	2	1	1		
Northern Knights	1				1
Otago Volts	2	2			
Wellington Firebirds	2	2			
Overall	10	6	3		1

Central Stags

Plunket Shield: 3rd
HRV Cup: 2nd
One-day: 5th

Coach: Alan Hunt
Captain: Jamie How

A promising first half of the season fell away to a series of near misses by the Central Stags. They were beaten in the final of the HRV Cup after a bold display, which produced six wins and three losses. The Stags would still have been disappointed with that after winning the title last year and made a good fist of the final, holding a powerful Auckland Aces side to 158 but fell a painful four runs short.

Central were also the early pace setter in the four-day arena only to fade in the closing stages. Having a clutch of promising quick bowlers injured at varying stages, including Ben Wheeler, Mitchell McClenaghan, Adam Milne, Bevan Small, Doug Bracewell and Jeremy Kuru did not help their cause.

Among the highlights were the Stags was the prolific run-scoring efforts of evergreen opener Peter Ingram who topped the domestic list with 857 runs at 50.47 including four centuries. Mathew Sinclair was again a plentiful source of runs and along with Kruger van Wyk both accumulated over 500 runs at healthy averages. Sinclair's safe hands also featured holding five catches in an innings against Wellington. The veteran Michael Mason was the leading wicket-taker in the T20 championship with 15 scalps.



Plunket Shield: 3rd

Opponent	Played	Won	Lost	Draw	Abandoned
Auckland Aces	2	1		1	
Canterbury Wizards	2	1		1	
Northern Knights	2			2	
Otago Volts	2		1	1	
Wellington Firebirds	2	1		1	
Overall	10	3	1	6	

HRV Cup: 2nd

Opponent	Played	Won	Lost	Tie	Abandoned
Auckland Aces	3	1	2		
Canterbury Wizards	2	1	1		
Northern Knights	2	2			
Otago Volts	2	1			1
Wellington Firebirds	2	1	1		
Overall	11	6	4		1

Men's One-Day: 5th

Opponent	Played	Won	Lost	Tie	Abandoned
Auckland Aces	2		1		1
Canterbury Wizards	2	1	1		
Northern Knights	2	1	1		
Otago Volts	1		1		
Wellington Firebirds	1				1
Overall	8	2	4		2

Northern Knights

Plunket Shield: 4th

HRV Cup: 4th

One-day: 4th

Coach: Grant Bradburn

Captain: James Marshall

A season of under achievement for the Northern Knights who the previous summer had done a double winning both the Plunket Shield and one-day championship. Inconsistency marred their performances with the efforts of bat and ball rarely complementing each other.

One of their most consistent performers though was pace bowler Graeme Aldridge who collected the region's player of the year title. Aldridge claimed 30 wickets in the Plunket Shield though bowled for top place to left-arm quick Trent Boult who captured 32.

Their run scoring was spearheaded by three players, Daniel Flynn, BJ Watling and Brad Wilson. Wilson was the most impressive in amassing 733 First-Class runs at 48.86 with a high score of 151 while Flynn had the honour of notching the domestic season's biggest innings posting a career-best unbeaten 241 against Otago in Hamilton on his way to tallying 614 runs. In that innings Northern made the season's biggest score of 559 for nine. Watling was another regular contributor with 577 runs in the Plunket Shield at 52.45 with him and Wilson sharing a season memorable opening stand of 274 against Wellington.



Plunket Shield: 4th

Opponent	Played	Won	Lost	Draw	Abandoned
Auckland Aces	2	1	1		
Canterbury Wizards	2		2		
Central Stags	2			2	
Otago Volts	2			2	
Wellington Firebirds	2	2			
Overall	10	3	3	4	

HRV Cup: 4th

Opponent	Played	Won	Lost	Tie	Abandoned
Auckland Aces	2	1	1		
Canterbury Wizards	2	1	1		
Central Stags	2		2		
Otago Volts	2	1			1
Wellington Firebirds	2	1	1		
Overall	10	4	5		1

Men's One-Day: 4th

Opponent	Played	Won	Lost	Tie	Abandoned
Auckland Aces	1	1			
Canterbury Wizards	1				1
Central Stags	2	1	1		
Otago Volts	3		1	1	1
Wellington Firebirds	2		2		
Overall	9	2	4	1	2

Otago Volts

Plunket Shield: 2nd

HRV Cup: 6th

One-day: 3rd

Coach: Mike Hesson

Captain: Craig Cumming

The Otago Volts would like to have sent departing coach Mike Hesson out in style but despite being competitive could not secure any spoils. Otago powered through to second on the Plunket Shield ladder courtesy of a sweeping final round victory against Wellington where left-arm pace bowler Neil Wagner created headlines around the cricket world. Wagner took a world first five wickets from a six ball over, including a double hat-trick (four wickets in four balls).

Wagner consistently worried batsmen with his pace and accuracy and deservedly topped the Plunket Shield table with 51 wickets at 18.15 including four five wicket hauls and one 10-wicket bag. Team mate Warren McSkimming was the only other pace bowler in New Zealand last season to record a 10-wicket match haul which came against Auckland who were skittled for 46 in an innings.

Otago had other leading performances to celebrate with wicketkeeper-batsman Derek de Boorder enhancing his development by heading the Shield averages with 667 Plunket Shield runs at 66.7 including two centuries. De Boorder was also among the best performed glovemen with 30 dismissals. Captain Craig Cumming was typically accomplished piling on 714 runs at 51 with three centuries ranking him among the Volts best performers in their history.

Neil Broom also provided a batting highlight scoring his maiden double century hoisting an unbeaten 203 against the Northern Knights at Queenstown amongst his 645 runs at 49.61. During that innings he also shared a 252-run fifth wicket stand with younger brother Darren.

Otago reached the play-offs of the Men's One-Day competition and won their first semi-final against the Northern Knights but were then beaten by the Auckland Aces, settling for third.

The HRV Cup campaign was a disappointment where they failed to win a match but the Volts had the misfortune of having three matches abandoned with bad weather.



Plunket Shield: 2nd

Opponent	Played	Won	Lost	Draw	Abandoned
Auckland Aces	2	2			
Canterbury Wizards	2			2	
Central Stags	2	1		1	
Northern Knights	2			2	
Wellington Firebirds	2	1		1	
Overall	10	4		6	

HRV Cup: 6th

Opponent	Played	Won	Lost	Tie	Abandoned
Auckland Aces	2		1		1
Canterbury Wizards	2		1		1
Central Stags	2		1		1
Northern Knights	2		1		1
Wellington Firebirds	2		2		
Overall	10		6		4

Men's One-Day: 3rd

Opponent	Played	Won	Lost	Tie	Abandoned
Auckland Aces	3	1	2		
Canterbury Wizards	2		2		
Central Stags	1	1			
Northern Knights	3	1		1	1
Wellington Firebirds	1	1			
Overall	10	4	4	1	1

Wellington Firebirds

Plunket Shield: 5th

HRV Cup: 5th

One-day: 6th

Coach: Anthony Stuart

Captain: Grant Elliott

It was a rather forgettable season for the capital city side which prides itself on higher standards. The Wellington Firebirds suffered through both a lack of regular runs and wickets although injury did have a debilitating effect on the bowling line-up. Wins were few and far between with the side struggling to snap the losing streak.

There were some highlights however. Batsman Stephen Murdoch looks a decent prospect after making 532 runs from six Shield matches at 53.20 while Michael Pollard also showed promise and Grant Elliott was able.

Wicketkeeper-batsman Joe Austin-Smellie claimed the accolade of most dismissals in the First-Class arena for the season with 31, including sharing the record of most dismissals in an innings last season with six alongside Peter McGlashan.

Left-arm pace bowler Andy McKay provided some bite to the attack with 30 Plunket Shield wickets at 20. Left-arm spinner Luke Woodcock made advances and was one of the most economical in the HRV Cup with 11 wickets at 13.45 at an economy rate of 6.16 which helped earn him a call up to the national side. Mark Gillespie also added some impact when he returned taking 17 wickets at 19.23 in the Men's One-Day competition.



Plunket Shield: 5th

Opponent	Played	Won	Lost	Draw	Abandoned
Auckland Aces	2	2			
Canterbury Wizards	2		1		1*
Central Stags	2		1	1	
Northern Knights	2	2			
Otago Volts	2		1	1	
Overall	10	2	5	2	1*

* Canterbury Wizards and Wellington Firebirds were awarded three points each for their cancelled fifth round match due to the Christchurch Earthquake on 22 February 2011

HRV Cup: 5th

Opponent	Played	Won	Lost	Tie	Abandoned
Auckland Aces	2		1		1
Canterbury Wizards	2		2		
Central Stags	2	1	1		
Northern Knights	2	1	1		
Otago Volts	2	2			
Overall	10	4	5		1

Men's One-Day: 6th

Opponent	Played	Won	Lost	Tie	Abandoned
Auckland Aces	2		2		
Canterbury Wizards	2		2		
Central Stags	1				1
Northern Knights	2	2			
Otago Volts	1		1		
Overall	8	2	5		1

Women's Domestic Competitions

The Canterbury Magicians secured double honours, taking the Action Cricket Cup (50 overs competition) and the Action Cricket Twenty20 title with the Wellington Blaze the beaten finalist on both occasions.

The Magicians scored 188 for nine in the Cup final at QE II Park in Christchurch with Janet Brehaut top-scoring with 53. The Blaze were in trouble early and never recovered, being dismissed for 161 in the 47th over.

The Wellington Blaze were top qualifier in the Action Twenty20 with eight wins, but they managed only 101 for four batting first at the Basin Reserve in Wellington. The Magicians chased that down in 18.2 overs with Maria Fahey's 41 being the best contribution.

National Tournaments

The National Under-23 and National Under-18 tournaments held at Lincoln University involved the six association teams playing a mixture of three-day, 50-over and Twenty20 matches.

The Under-23 tournament has replaced the Provincial A competition, but teams were able to include four players over the age of 23.

Central Districts won the Under-23 crown by beating Wellington in the final round of Twenty20 to finish with 14 points, two ahead of Northern Districts and four clear of Otago.

Auckland dominated the National Under-18 tournament, being the only team to score an outright in the three-day competition and remaining unbeaten in the limited-over component. Auckland's only loss was to runners-up Northern Districts in the Twenty20. Canterbury finished third.

Mitre 10 MVP

The Mitre 10 MVP is a joint initiative between New Zealand Cricket and New Zealand Cricket Players' Association. The MVP is ranking system that combines calculations from all aspects of a player's game and gives them a ranking against their peers.

Daniel Vettori won the International Men's MVP for the second year in a row while Sara McGlashan picked up the International Women's MVP. Rob Nicol (Canterbury Wizards) and Sophie Devine (Wellington Blaze) lifted the men's and women's domestic MVP titles. Individual winners included Neil Wagner (Plunket Shield), Rob Nicol (Men's One-Day) and Ryan ten Doeschate (HRV Cup).

Umpires

New Zealand umpires Brent (Billy) Bowden and Tony Hill continued to serve with distinction as members of the Emirates ICC Elite Umpires Panel at venues around the world. They achieved a unique appointment, by being the first neutral umpire pairing from the same country to stand at the Home of Cricket, Lords Cricket Ground during the England v Pakistan Test series August 2010.

Chris Gaffaney and Gary Baxter remained as New Zealand appointees to the ICC International panel with both receiving additional international appointments outside of New Zealand's home series, in Canada and Australia respectively.

With the support of SPARC, New Zealand umpires were able to expand their match and on-field experiences through mutual umpire exchanges with Australia and Sri Lanka. These two exchanges were in addition to the longstanding exchange with South Africa. All international opportunities are an important part of umpire development, just as for players.

Domestically, umpire performance was acknowledged through the players survey as being at its highest overall satisfaction level in several years. This reflects positive progress through umpire's planning and preparation for the high performance levels demanded in all forms of the game. There is no room to relax as expectations remain high for all umpires.

Umpire numbers in New Zealand remain stable, but with more alternative commercial, social and personal demands evident in society there is pressure to grow the numbers of active umpires across the country to support game growth.

Scorers and Video Analysts

Long-time scorer Ian Smith of Wellington reached the milestone of 200 First-Class games, including 42 Tests, as an Official Scorer with the Wellington versus Otago Plunket Shield match at the Basin Reserve from 23 – 26 November 2010. New Zealand Cricket and Cricket Wellington marked the occasion in a number of ways, including a lunchtime presentation on day one.

The Tournament Scorers Programme was this year implemented for the three national tournaments played at Lincoln. This saw 12 scorers from around New Zealand cover the Women's Development, Men's Under 18, and Men's Under 23 tournaments.

There was also major growth in the live scoring on www.blackcaps.co.nz, with all matches during the Lincoln national tournaments and the National Club Championships in Auckland being live scored for the first time.

With the end of an initial five-year plan to professionalise scoring and scorers, a new Strategic Plan for the next four years until New Zealand's co-hosting of the Cricket World Cup in 2015 was drafted, ready to begin being implemented in 2011/12.

A plan to develop the role of 'performance analyst' within the BLACKCAPS, New Zealand Cricket Elite Teams, and Major Associations' First-Class teams was also developed, and will also begin to be implemented during the 2011/12 season. This plan involves the integration of video analysis and statistical performance measures into high performance programmes by developing people with appropriate coaching and technology skills.

Grounds and Facilities

The devastating earthquake of February 22 saw cricket grounds and facilities in Christchurch severely damaged. Two First-Class grounds, AMI stadium and QEII Village Green, were both badly damaged, as were numerous other Canterbury cricket facilities and grounds.

The loss of QEII Village Green meant that Rangiora's Main Power Oval had to take on extra First-Class cricket and the grounds and facilities performed outstandingly well. The work of Canterbury Country Cricket is commendable, especially the work of Turf Manager Jeff Kerr.

Colin Maiden Park and the Basin Reserve were rated as the top venues in New Zealand for the 2010/11 season. Both venues consistently produced pitches of outstanding quality for all forms of cricket. Credit goes to Brett Siphthorpe and Mark Perham and their respective teams.

Cobham Oval in Whangarei has received ICC approval for staging international cricket. Gary Bell, CEO of Northland cricket, and the team have done outstanding work over the last five years to bring this venue to ICC standards.

New Zealand Cricket had the privilege of honouring Peter Domigan, from Queenstown Events Centre, and Ces Renewick, Auckland Cricket, both of whom received awards for outstanding service to cricket at the New Zealand National Turf conference in Hamilton.

Gerald Price, from the earthquake affected QE11 Park, was also recognised. Gerald has dedicated over a decade of service preparing high quality grounds for First-Class cricket at the Village Green.

During the year New Zealand Cricket ran six regional turf management training days attended by over 150 turf managers across New Zealand.

The bi-annual National Turf Conference in Hamilton in June was attended by over 500 delegates. Cameron Sutherland, the curator from the WACA, was the key note speaker.

Over the next 12 months a key focus will be the national strategic plan for facilities and grounds. This work will link into the High Performance Strategy.

The plan is to significantly boost facilities to assist our best athletes, top coaches, and support staff and to provide world class sports science and medicine that will give our athletes a competitive advantage on the world stage.

Retirements

Scott Styris

Scott Styris retired from International Cricket on 23 June 2011, finishing a 12-year career with the BLACKCAPS.

The Northern Knights all-rounder played his first match on the 1999 tour of India and his last in the semi final of the ICC Cricket World Cup 2011 against Sri Lanka.

Highlights of Scott Styris's career include winning the ICC Champions Trophy in 2000 in Kenya and the history making New Zealand Test series in the West Indies in 2002 as career highlights. A memorable debut came in the second Test of that series with Styris, batting at number eight, hitting a century that helped the team to a draw and ultimately clinch the series.

Scott Styris has been a key part of the BLACKCAPS unit with both bat and ball and is well known for his competitive attitude.

Test summary:

Matches	29
Runs	1,586
Batting average	36.04
Wickets	20
Bowling average	50.75

ODI bowling summary:

Matches	188
Runs	4,483
Batting average	32.48
Wickets	137
Bowling average	35.32

T20I bowling summary:

Matches	31
Runs	578
Batting average	21.40
Wickets	18
Bowling average	19.38

Aimee Watkins

White Ferns captain Aimee Watkins announced her retirement from all cricket in July.

She departed the international scene aged 28, after playing two Tests, 103 One Day Internationals and 36 Twenty20s after making her debut in a one-day match against Australia at Adelaide in 2002.

The aggressive left-hand batsman and accurate right arm spin bowler, who hails from New Plymouth, finished her career as the fifth ranked all-rounder in women's cricket. She struck 15 Test runs, 1857 ODI runs and 772 Twenty20 runs to go with 3 Test wickets, 92 ODI wickets and 22 Twenty20 wickets.

Along with an excellent international career, Watkins has also been a key member of the Central Hinds squad since 1998.

Test summary:

Matches	2
Runs	15
Batting average	7.50
Wickets	3
Bowling average	35.00

ODI summary:

Matches	103
Runs	1,889
Batting average	21.71
Wickets	92
Bowling average	31.04

T20I summary:

Matches	36
Runs	772
Batting average	23.39
Wickets	22
Bowling average	23.59

Nicola Browne

White Ferns all-rounder Nicola Browne announced her retirement from international cricket in August, ending a nine year career.

The 27 year-old retired after playing two Tests, 108 One Day Internationals and 34 Twenty20s after making her debut in an ODI against Australia in Adelaide in 2002.

Browne's 33 wickets in Twenty20 cricket is the most by a New Zealander and her 77 one-day scalps put her third on the list behind Aimee Watkins (92) and Catherine Campbell (78). She departs as the fifth best international bowler and fourth best all-rounder on the ICC rankings.

She is an extremely dedicated and professional athlete and that showed in the way she went about preparing and playing the game.

Browne is also the current holder of the Phyl Blackler Cup for the bowler whose performances in women's cricket have been the most meritorious and was named player of the tournament at the ICC World Twenty20 tournament in 2010.

Test summary:

Matches	2
Runs	24
Batting average	12.00
Wickets	1
Bowling average	83.00

ODI summary:

Matches	108
Runs	1,745
Batting average	27.26
Wickets	77
Bowling average	33,51

T20I bowling summary:

Matches	34
Runs	380
Batting average	16.52
Wickets	33
Bowling average	17.03

Sarah Tsukigawa

White Ferns and Otago Sparks all-rounder Sarah Tsukigawa has announced her retirement from First-Class and International cricket in April.

Tsukigawa first represented New Zealand in 2005/06 and played 42 One Day International matches for the White Ferns, averaging 22.12 with the bat with a high score of 78*. She took 35 wickets at an average of 32.02 at an economy of 4.38 runs per over. In Twenty20 cricket, Tsukigawa represented her country on 19 occasions.

Along with an outstanding career for her country, Tsukigawa represented the Otago Sparks 103 times in a career starting in 1998/99. She scored 2023 runs at an average of 24.97 including two centuries and 11 half centuries. She played 43 Twenty20 matches for Otago, accumulating 480 runs and taking 37 wickets.

A hard hitting middle order batsman and a dogged medium pacer who was difficult to score off, Tsukigawa was always a threat with bat or ball in hand.

ODI summary:

Matches	42
Runs	730
Batting average	22.12
Wickets	35
Bowling average	32.02

T20I summary:

Matches	19
Runs	129
Batting average	9.21
Wickets	5
Bowling average	34.00

In remembrance

During the year the following former New Zealand players passed away:

Eric Tindill, BLACKCAP #31

Colin Snedden, BLACKCAP #43

Eric Tindill (1910-2011), known as “Snowy” was the world’s oldest surviving Test cricketer when he died, aged 99.

The left-handed wicket-keeper batsman played in five Tests for New Zealand, making his debut against England at Lord’s in 1937.

The talented sportsman also represented New Zealand in rugby, turning out for the All Blacks from 1935 to 1938, touring both England and Australia.

Tindill made his First-Class debut in a Plunket Shield match for Wellington against Auckland in the summer of 1932/33 with his career spanning 18 seasons until 1949/50. Like many of his generation, his cricket was interrupted by World War II, during which he served as member of the NZEF.

After retiring as a player he went on to serve as a selector, umpire and administrator.

Colin Snedden (1918-2011), a right-arm off-break bowler, played a single Test against England in 1947. It was a rain affected encounter with Snedden bowling 16 overs for 46 runs.

Remarkably, his nine First-Class matches spanned 11 years, making his debut in 1938, shortly before the war interrupted his career. He played his last match in 1949.

From a well known cricketing family, Colin's father Andrew, Uncle Cyril and brother Warwick also played First-Class cricket while nephew Martin played Test and one-day cricket for New Zealand.

Colin Snedden went on to become sports broadcaster and was subsequently named a life member of the New Zealand Sports Journalists Awards in 2007.

John Howell (1943-2010). a former New Zealand Cricket national coaching director, John Howell, passed away on November 10th 2010 after a short illness.

John worked for NZC from 1984 until 2003 and during his tenure was instrumental in the implementation of a national player talent identification programme, the creation of the New Zealand Cricket Coaches Association and he was heavily involved in the development of high performance coaches.

He was also a domestic player for Central Districts in the Plunket Shield competition between 1966/67 to 1972/73, where he helped the Stags to three championship titles. He was a handy right-arm medium pace bowler and took 82 wickets during his 34 match career. John also played five One-Day games for Central Districts between 1970/71 and 1972/73.

After he moved on from New Zealand Cricket he created the Howell Cricket Academy based in Tauranga.

John is also the father of two ex First-Class cricketers in former BLACKCAP Llorne Howell and the younger Glynn Howell.

Graham Cowan (1940 - 2011) was a great servant of cricket in this country filling a number of roles including selector and treasurer for the West Coast Cricket Association, as an administrator with Auckland Cricket, as Chairman of the New Zealand Cricket Umpires and Scorers Association and more recently as Chairman of Northland Cricket.

As an umpire he stood in 46 First-Class matches from 1973 to 1992 and officiated in five One Day Internationals between 1989 and 1991.

His contribution and service to cricket, and umpiring in particular is immense.

Martin Horton (1934-2011) was a former England International, Northern Districts representative and New Zealand Cricket Director of Coaching.

A dedicated servant of New Zealand Cricket for 17 years where he held the position of National Director of Cricket from 1967.

He is credited to building the skills of the players who formed the base of New Zealand's successes during the 'golden era' of the 1970s and 80s.

In 2010 Martin Horton received the Bert Sutcliffe Medal - a lifetime achievement award for outstanding services to cricket.

A quality all-rounder, Martin Horton scored 19,945 First-Class runs and took 825 wickets in a career spanning 19 years. He also represented England in two Test matches against India in 1959.

He was an outstanding cricketer and valued staff member during his time at NZC.

BLACKCAPS RESULTS 2010/11

Tests

India, November 2010

1st Test, Ahmedabad: *Match drawn*

2nd Test, Hyderabad: *Match drawn*

3rd Test, Nagpur: *lost by an innings and 198 runs*

National Bank Series v Pakistan, January 2011

1st Test, Hamilton: *lost by 10 wickets*

2nd Test, Wellington: *match drawn*

One Day Internationals

Sri Lanka Tri Series, August 2010

ODI v India, Dambulla: *won by 200 runs*

ODI v Sri Lanka, Dambulla: *lost by 3 wicket*

ODI v Sri Lanka, Dambulla: *No result*

ODI v India, Dambulla: *lost by 105 runs*

Bangladesh, October 2010

1st ODI, Dhaka: *lost by 9 runs (D/L)*

2nd ODI, Dhaka: *match abandoned*

3rd ODI, Dhaka: *lost by 7 wickets*

4th ODI, Dhaka: *lost by 9 runs*

5th ODI, Dhaka: *lost by 3 runs*

India, December 2010

1st ODI, Guwahati: *lost by 40 runs*

2nd ODI, Jaipur, *lost by 8 wickets*

3rd ODI, Vadodara: *lost by 9 wickets*

4th ODI, Bangalore: *lost by 5 wickets*

5th ODI, Chennai: *lost by 8 wickets*

National Bank One-Day Series, Pakistan, January 2011

1st ODI, Wellington: *won by 9 wickets*

2nd ODI, Queenstown: *no result*

3rd ODI, Christchurch: *lost by 43 runs*

4th ODI, Napier: *lost by 2 wickets*

5th ODI, Hamilton: *lost by 41 runs*

6th ODI, Auckland: *won by 57 runs*

ICC World Cup, February-March 2011

ODI v Kenya, Chennai: *won by 10 wickets*

ODI v Australia, Nagpur: *lost by 7 wickets (Chappell-Hadlee series)*

ODI v Zimbabwe, Ahmedabad: *won by 10 wickets*

ODI v Pakistan, Pallekele: *won by 110 runs*

ODI v Canada, Mumbai: *won by 97 runs*

ODI v Sri Lanka, Mumbai: *lost by 112 runs*

Quarter final v South Africa, Dhaka: *won by 49 runs*

Semi-Final v Sri Lanka, Colombo: *lost by 5 wickets*

Twenty20 Internationals

National Bank Series, Pakistan , December 2010

1st T20, Auckland: *won by 5 wickets*

2nd T20, Hamilton: *won by 39 runs*

3rd T20, Christchurch: *lost by 103 runs*

BLACKCAPS AVERAGES 2010/11

Test

Batting	Mat	Inns	NO	Runs	HS	Ave	100	50
BB McCullum	5	10	1	527	225	58.55	1	3
JD Ryder	5	9	0	313	103	34.77	1	2
MJ Guptill	4	8	0	272	85	34.00	0	3
KS Williamson	5	9	0	299	131	33.22	1	2
LRPL Taylor	5	9	0	280	78	31.11	0	3

Bowling	Mat	Inns	Overs	Mdns	Runs	Wkts	BBM	Ave
LRPL Taylor	5	4	9.4	2	29	2	2/4	14.50
CS Martin	5	8	191.1	43	558	18	6/138	31.00
DL Vettori	5	7	310.3	70	717	20	6/199	35.85
TG Southee	4	7	142.4	30	467	10	4/151	46.70
BJ Arnel	3	5	82.0	21	252	4	4/95	63.00

One Day Internationals

Batting	Mat	Inns	NO	Runs	HS	Ave	SR	100	50
JEC Franklin	14	10	4	325	98*	54.16	92.06	0	3
LRPL Taylor	27	23	3	798	131*	39.90	78.85	1	5
JD Ryder	14	11	0	404	107	36.72	87.63	1	2
MJ Guptill	22	21	3	624	86*	34.66	76.56	0	4
SB Styris	23	18	1	541	89	31.82	82.09	0	4

Bowling	Mat	Inns	Overs	Mdns	Runs	Wkts	Ave	Econ	SR
JDP Oram	12	12	94.1	6	404	19	21.26	4.29	29.7
HK Bennett	12	11	81.2	1	435	20	21.75	5.34	24.4
KD Mills	19	19	142.2	12	712	30	23.73	5.00	28.4
TG Southee	20	19	152.5	11	773	31	24.93	5.05	29.5
DR Tuffey	5	5	35.1	1	203	8	25.37	5.77	26.3

Twenty/20

Batting	Mat	Inns	NO	Runs	HS	Ave	SR	100	50
LRPL Taylor	3	3	2	69	39*	69.00	125.45	0	0
MJ Guptill	3	3	0	98	54	32.66	166.10	0	1
SB Styris	3	3	0	86	45	28.66	153.57	0	0
JEC Franklin	3	3	0	62	40	20.66	91.17	0	0
PD McGlashan	3	3	1	38	26	19.00	122.58	0	0

Bowling	Mat	Inns	Overs	Mdns	Runs	Wkts	Ave	Econ	SR
NL McCullum	3	3	10.0	0	56	5	11.20	5.60	12.0
TG Southee	3	3	12.0	1	97	8	12.12	8.08	9.0
JEC Franklin	3	3	6.0	0	34	2	17.00	5.66	18.0
SB Styris	3	2	5.0	0	22	1	22.00	4.40	30.0
KD Mills	3	3	11.0	0	107	4	26.75	9.72	16.5

WHITE FERNS RESULTS 2010/11

One Day Internationals

Rosebowl Series v Australia, February-June 2011

1st ODI, Brisbane: *Match abandoned*

2nd ODI, Brisbane: *lost by 6 wickets*

3rd ODI, Brisbane: *lost by 19 runs*

Nat West Women's One Day Quadrangular, England, June-July 2011

ODI v Australia, Chesterfield: *lost by 29 runs*

ODI v England, Derby: *lost by 58 runs*

ODI v India, Southgate: *won by 39 runs*

3rd Place play-off v India, Aston Rowant: *lost by 32 runs*

Twenty20 Internationals

Rosebowl Series v Australia, December 2010 - February 2011

1st T20, Hamilton: *match abandoned*

2nd T20, Nelson: *lost by 4 wickets*

3rd T20, Invercargill: *won by 19 runs*

4th T20, Invercargill: *won by 14 runs*

5th T20, Invercargill: *lost by 3 runs*

Nat West Women's T20 Quadrangular, England, June 2011

T20 v England, Chelmsford: *lost by 8 wickets*

T20 v India, Bristol: *won by 25 runs*

T20 v Australia, Tauton: *lost by 6 wickets*

Third place playoff v India, Aldershot: *lost by 3 wickets*

DOMESTIC CRICKET COMPETITIONS 2010/11

Plunket Shield

	P	OW	OL	1st Inns W	1st Inns L	Points
Canterbury Wizards	10	4	1	4	–	41
Otago Volts	10	4	–	–	6	30
Central Stags	10	3	1	2	3	29
Northern Knights	10	3	3	2	1	29
Wellington Firebirds	10	2	5	2	–	27
Auckland Aces	10	1	7	1	1	10

- *Canterbury Wizards and Wellington Firebirds were awarded three points each for their cancelled fifth round match due to the Christchurch Earthquake on 22 February 2011*
- *The Central Stags and Northern Knights had a drawn match. Severe weather affected the game with first innings undecided.*

Men's 1-Day

	P	W	L	T	NR	Bonus	Points
Canterbury Wizards	8	5	2	–	1	3	25
Auckland Aces	8	5	2	–	1	1	23
Otago Volts	8	3	3	1	1	–	16
Northern Knights	8	2	3	1	2	–	14
Central Stags	8	2	4	–	2	–	12
Wellington Firebirds	8	2	5	–	1	–	10

HRV Cup Twenty20

	P	W	L	NR	Points
Auckland Aces	10	6	2	2	28
Central Stags	10	6	3	1	26
Canterbury Wizards	10	5	4	1	22
Northern Knights	10	4	5	1	18
Wellington Firebirds	10	4	5	1	18
Otago Volts	10	0	6	4	8

Action Cricket Cup

	P	W	L	T	NR	Bonus	Points
Canterbury Magicians	5	4	1	–	–	3	19
Wellington Blaze	5	4	1	–	–	3	19
Otago Sparks	5	3	2	–	–	2	14
Northern Spirit	5	1	3	–	1	1	7
Auckland Hearts	5	1	3	–	1	–	6
Central Hinds	5	1	4	–	–	–	4

Action Cricket Twenty20

	P	W	L	NR	Points
Wellington Blaze	10	8	1	1	34
Canterbury Magicians	10	7	3	–	28
Central Hinds	10	6	3	1	26
Otago Sparks	10	5	5	–	20
Auckland Hearts	10	2	7	1	10
Northern Spirit	10	0	9	1	2

New Zealand Cricket Awards 2010

Presented September 2010

The National Bank Player of the Year

Daniel Vettori

The Bert Sutcliffe Medal

Martin Horton

Fans Choice for Outstanding Individual Performance

Brendon McCullum

Domestic Player of the Year – men

Michael Bates

Domestic Player of the Year – women

Nicola Browne

Redpath Cup (Batsman - men's First-Class cricket)

Ross Taylor

Winsor Cup (Bowler - men's First-Class cricket)

Daniel Vettori

Walter Hadlee Trophy (Batting in One-Day Internationals)

Brendon McCullum

Walter Hadlee Trophy (Bowling in One-Day Internationals)

Daniel Vettori

JR Reid Best All Rounder

Brendon McCullum

The Phyl Blackler Cup (Bowler - women's cricket)

Nicola Browne

The Ruth Martin Cup (Batsman - women's cricket)

Suzie Bates

Gillette Young Player of the Year

Matthew Rowe

Sir Jack Newman Award (for an outstanding junior cricket administrator)

John Grocott



FAMILY OF CRICKET





International Cricket Council (ICC)

New Zealand Cricket enjoys a positive relationship with the ICC. We continue to have a strong voice on the games governance via representation on ICC committees.

A significant part of our forward planning is dictated by the ICC's Future Tours Program (FTP). Recently the FTP for the period 2012-2020 was confirmed with New Zealand securing a very positive touring and hosting programme over the period, including three inbound tours by England and two by India.

The ICC kindly donated US \$1million from the ICC Cricket World Cup 2011 to New Zealand Cricket to help re-establish the offices after the original premises were damaged in the February earthquake.

Major Association Grants

During the 2010/11 year, New Zealand Cricket made net grants of \$9.27m to Major Associations and Districts (being \$10.47m grants made to MA's and Districts, less \$1.20m contribution to professional revenue received from MA's). This compared to \$8.96m of net grants made in the 12 month period to 31 July 2010. This funding underpins the finances of Major Associations and grassroots cricket in New Zealand.

This year saw the development of a new Accounting System which will result in NZC and all of the Major Associations using the same system and with a common chart of accounts. The new system which will become fully operational in the new financial year will provide more information than previously and allow benchmarking across a number of areas.

New Zealand Cricket Museum

Support from New Zealand Cricket for the New Zealand Cricket Museum remains strong with the national body providing financial assistance, donating memorabilia, and providing representation on the Museum Trust Board.

The museum popularity continues to grow with an unprecedented 2,943 visitors in the 2010-11 season while 37 school and community groups visited.

A showcase display of New Zealand cricket history 1900-1929 and a wall-mounted display on 'New Zealand Cricketers at War' were completed to now show a continuous flow of showcase displays of New Zealand cricket history from 1832 to 1990 within the museum

New Zealand Cricket Museum Curator David Mealing and the Board of Trustees have worked hard to create a world-class asset that helps showcase and preserve our proud cricketing history.

NZCPA

The New Zealand Cricket Players Association (NZCPA) continues to be a vital partner with our relationship strengthened by the eight-year

Master Agreement. New Zealand Cricket worked closely with the Major Associations, NZCPA and NZC Board to develop groundbreaking agreement underpins the future for cricket and our players.

The interests of our elite athletes are a top priority and we are proud of the relationship we have forged with the professional body.

District Cricket

New Zealand Cricket has, in partnership with Major Associations, continued to provide support and guidance to District Associations throughout the year. They remain a vital component with 55% of players coming from District Associations.

Work continued on the National Districts Strategy with an emphasis on encouraging Districts to look for alternative means of funding aside from the reliance on NZC and Gaming Funding.

Following the health status and health checks some positive initiatives are being trialed in different parts of the country including sharing of administration across Districts as a means of reducing costs in this area overall.

In a similar move to the Major Associations, Districts are looking to move to a common accounting system in the future which will assist with benchmarking.

The Hawke Cup competition remains the major on-field focus for District Associations. The coveted Cup changed hands three times in the 2010-11 season with holders North Otago failing to defend against Otago Country in the first challenge of the year. Otago Country in turn lost their first encounter to Marlborough who went on to successfully defend the Cup against Hawke's Bay. Hamilton then beat Marlborough in the final challenge of the season.

Special awards

BLACKCAPS' captains Daniel Vettori and Stephen Fleming, former CEO Chris Doig and former team manager John Graham featured in the 2011 Queen's Birthday honours list.

- Daniel Vettori** - Officers of the Order of Merit (ONZM), for services to cricket
- Stephen Fleming** - Officers of the Order of Merit (ONZM), for services to cricket
- Christopher Doig** - Companions of the Order of Merit (CNZM), for services to the arts and sport
- John Graham** - Knights Companion of the Order of Merit (KNZM), for services to education and sport

Former New Zealand Cricket President Don Neely was made a Member of the New Zealand Order of Merit in the 2011 New Year Honours.

- Don Neely** - Member of the New Zealand Order of Merit (MNZM), for services to cricket



SUSTAINABLE GROWTH OF THE GAME



New Zealand Cricket has continued to invest in its National Development Programme throughout the year, with a positive impact on growth in player numbers.

The increasing profile of cricket, along with good summer conditions, helped foster a strong response to player registration, with many areas reporting increased numbers of players and teams.

Almost 10,000 boys and girls enrolled in introductory modified formats of the game through the MILO Have-A-Go Cricket and MILO Kiwi Cricket programmes. Many parents and teachers also took the opportunity to be involved, and more than 1,500 were trained as MILO coaches to help run these programmes.

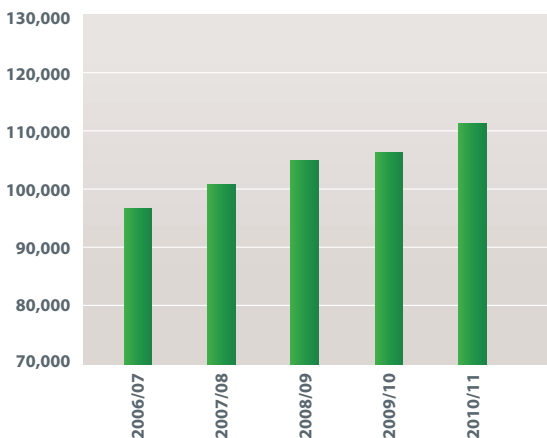
These initiatives produce significant outcomes for grassroots cricket, including increasing participation, an expanding network of enthusiastic coaches, and the development of exceptionally talented young players, some of whom are now making their appearance in First-Class and international cricket.

2010/11 Census

This season there has been an increase in the number of people participating in organised cricket. Just over 110,500 people were recorded playing cricket, an increase of just under 3400 players compared with the previous year.

Of particular note was the 29% increase in Kiwi Cricket at the junior level. For the third season in succession the results indicate that increasing numbers of people are choosing to play modified formats of cricket, often at more suitable times during the week. These midweek modified formats are making an important contribution to the continuing growth of the game.

Since the introduction of the National Development programme, participant numbers have increased by over 45%.



National School Tournaments 2010/11

Primary, intermediate and secondary school cricketers from throughout the country competed in the annual national schools' development competitions and their finals tournaments.

The New Zealand Cricket development department organize and run the national tournaments. These events are a major opportunity to profile and promote cricket to younger players.

- The national secondary school boys' Gillette Cup [est. 1990]
- The national secondary school New Zealand Community Trust Girls' Cup [est. 1995]
- The national primary school MILO Cup (boys) and MILO Shield (girls) [est. 2000]
- The national secondary school New Zealand Community Trust Junior Boys' Cup [est. 2004].

More than 10,500 players, from over 850 schools, now compete in these tournaments. In many cases, the competitions provide the stimulus for schools to create a cricket team, giving pupils the opportunity to participate in competitive cricket from the local to national level.

The most recognisable of the competitions is the long standing Gillette Cup. In this year's final Kings College from Auckland beat defending champions Christchurch Boys' High School in a hard fought match.

The NZCT Secondary Girl's competition was won by Christchurch Girls' High School who beat Hillcrest High School in the final at Taupo.

The NZCT Junior Boy's, also held in Taupo, came down to a clash between two Canterbury teams with Christchurch Boys' High edging out Shirley Boys' High to lift the Cup.

The annual MILO Cup (boys) and MILO Shield (girls) were played in Palmerston North with Raroa Normal Intermediate School taking out the MILO Cup and Tawa Intermediate lifting the MILO Shield.

Secondary School Cricket Coordinators

The network of Secondary School Cricket Coordinators was expanded this year with 40 positions in place around the country. Coordinators oversee the organisation and running of cricket in these schools. The growth of this network will enable more schools to service and sustain the game, and assist school leavers in making the transition into club cricket.



Volunteer Recognition

Volunteers are essential to the effective running of the game of cricket and every year hundreds of people give up their time to help grow the game at grassroots level.

Because of this dedication to grassroots cricket, New Zealand Cricket is proud to honour the recipients of the 2009/10 Development awards.

Each Major Association made a nomination for each of the five categories. The final winners were

Best Club Cricket Initiative

- Howick Pakuranga Cricket Club (Auckland)

Best Women's Cricket Initiative

- Grafton United Cricket Club (Auckland)

Best Youth Cricket Initiative

- John McGlashan College (Dunedin)

Best Junior Cricket Initiative

- Te Kowhai School (Hamilton)

Service to Cricket Award

- Peter Bennett (Morrinsville)

Coaching

A new structure to the New Zealand Cricket Level 3 Coach Education Programme was introduced in 2011. The programme is run over two years and involves 15 selected coaches from around the country. The programme involves a mixture of face-to-face workshops which are facilitated at the NZC High Performance Centre at Lincoln University and a number of different activities which the coaches are required to complete over the two-year period to enable them to complete the programme.

The new New Zealand Cricket Level 2 Coach Education Programme has been facilitated throughout the country and has been a huge success with over 60 new coaches going through the new programme.

During the year New Zealand Cricket facilitated the training of over 1500 coaches at the development level, and 156 coaches at Level One and Level Two.



CULTURE OF EXCELLENCE



Regional Forums

In 2009 New Zealand Cricket established a new pre-season initiative, the Regional Forums, which were held in Christchurch, Dunedin, Wellington, Auckland, Hamilton and Napier. With some fine-tuning to the content and timing, these forums were repeated around the country in 2010. The forums enabled New Zealand Cricket's leaders to meet and engage with key stakeholders around the country, to review the year's performance and look ahead to strategic priorities for the organisation over the next 12 months. The opportunity for each Major Association CEO to address the forum to outline their plans and visions for cricket in their areas was an important addition to the 2010 programme.

Leadership Development

New Zealand Cricket continues to see Leadership Development as a strategic advantage in its planning for 2012 - 2015. This year New Zealand Cricket welcomed two new members to the leadership team, John Buchanan (Director of Cricket) and Frances Barnham (Human Resources Manager) and continues in its endeavours to provide consistent, accountable leadership to the family of cricket.

ACC Partnership Programme

As part of New Zealand Crickets ongoing commitment to health and safety in the workplace a well established, continuous improvement culture has been established at NZC's Lincoln work site.

This year, after a thorough review and audit of all safety management procedures, New Zealand Cricket was successful in obtaining tertiary level partnership with ACC. New Zealand Cricket is now one of only 86 employers in New Zealand who maintain a tertiary level partnership with ACC accordingly NZC is rewarded by a decrease in ACC premiums of 20%.

Cricket Remuneration Review

New Zealand Cricket continues to utilise data from SPARC and Strategic Pay to remunerate employees fairly. In line, with recommendations made by the CAR Committee and negotiations with the NZCPA, International Cricket Players have agreed to a reduction in contracted rates for the 2011/12 season.

Strategic Plan

The process for the development of a new four-year strategic plan for cricket in New Zealand Cricket is well underway.

A range of stakeholders including current players, administrators, umpires and NZC Board members have had the opportunity to share views and build alignment on how to best position cricket for the future. The insights gathered have provided the platform as NZC work towards a sustainable strategy.

The new strategy will replace the “Pushing Beyond Boundaries” plan that was developed in 2007 and will be in place for a four year period spanning 2012-2016.

Staff Recruitment

During the past year the following people joined the staff team at New Zealand Cricket (in chronological order):

- Steve Tsukigawa** - Grounds Staff
- John Wright** - BLACKCAPS Coach
- Sandra Kingi** - HP Database Systems Administrator
- John Buchanan** - Director of Cricket
- Frances Barnham** - Human Resources Manager
- Blair Franklin** - National Development Officer (Schools)
- Andrew Brown** - Grounds Staff
- Chris Donaldson** - BLACKCAPS Trainer
- Mike Sandle** - BLACKCAPS Manager
- Paul Close** - BLACKCAPS Physiotherapist
- Damien Wright** - BLACKCAPS Bowling Coach
- Justine Messerer** - High Performance Administrative Support (returning from maternity leave)
- Ian Patterson** - Touring Team Liaison



The National Bank



The National Basketball Association



The National Basketball Association

During the course of the year, we reached agreement with long-standing partner, The National Bank, to enter into a further three-year sponsorship of The National Bank Series.

The National Bank has been actively engaged in bringing international cricket to New Zealand's communities for (tbc) years. New Zealand Cricket is delighted to see them commit to a further term and to work with them to further ingrain cricket as the essence of summer in this country.

As New Zealand's official host broadcasters, SKY Television and The Radio Network are the invisible bridge that carries international and domestic cricket into the homes of New Zealanders. Both invest significantly in the sport to deliver world-class vision and commentary coverage of cricket. Summer couldn't be the same without them. The footage generated by SKY is, in turn, carried by international broadcasters who take the BLACKCAPS matches into homes and businesses around the globe via Sony Entertainment Television; BSKyB; Fox Sport and Supersport.

The HRV Cup entered its second season and consolidated its quickly-found position as a key element of the cricket menu. The gripping final between the Auckland Aces and the reigning champions the Central Stags was a fitting finale to an enthralling tournament.

Ford, IHG, Powerade, Action Indoor Sports, CCC, MILO, Air New Zealand and Gillette continue to make cricket possible at all levels in this country through their sponsorship and support.

New Zealand Cricket continued to enjoy an excellent relationship with Sport and Recreation New Zealand (SPARC), who not only provide crucial funding support to cricket but also advice and assistance at a senior administrative level.

The National Bank Series

Boxing Day T20 was the first international cricket match to be played in the revamped Eden Park. Excellent crowd and big walk-up on a glorious day.

Twenty20 international at AMI Stadium was a memorable day and - given the events of February - potentially historic. The ODI series was the final "warm up" for both teams prior to the ICC Cricket World Cup

At the conclusion of The National Bank Series, New Zealand Cricket hosted a function for key partners and supporters to farewell the BLACKCAPS, who left shortly thereafter to contest the world cup

NZTE partnership

The full tour to India by the BLACKCAPS before the home season and then a long-stay in the sub-continent for the ICC Cricket World Cup opened opportunities for New Zealand Cricket to work closely with New Zealand trade and Enterprise. We jointly delivered a series of events with key business interests in New Zealand around cricket, to enhance both the reputation of the country and the BLACKCAPS. NZTE proved to be a willing and innovative partner who made a significant contribution to the BLACKCAPS' experiences in India.

Commercial Partners and Sponsors

Action Indoor Sports	<i>White Ferns team sponsor</i>
Air New Zealand	<i>Travel</i>
Canterbury of New Zealand (CCC)	<i>Apparel and merchandise sponsor and supplier</i>
Carnegie Sports Marketing	<i>Ground signage supplier</i>
DEC	<i>The BLACKCAPS</i>
Ford New Zealand	<i>Official vehicle partner</i>
Fuji Xerox	<i>Document solutions providers</i>
HRV	<i>Men's domestic Twenty20 competition</i>
InterContinental Hotels Group Official	<i>Accommodation supplier</i>
Lion Nathan	<i>Pourage rights holder and official beer</i>
Nestle	<i>Junior development programme</i>
New Zealand Community Trust	<i>Funding partner</i>
New Zealand Trade and Enterprise	<i>Official sponsor</i>
Perry Foundation	<i>Funding partner</i>
Photosport	<i>Photographic supplier</i>
Powerade	<i>Sports drink sponsor</i>
SellAgence (Gillette)	<i>Secondary school boys' tournament</i>
Sony Max (Asia)	<i>Asian television rights holder</i>
SKY Television	<i>Television rights holder</i>
Southern Trust	<i>Funding partner</i>
SPARC	<i>Sports development and high performance partner</i>
Specsavers	<i>Cricket umpires sponsor</i>
Spectrum Print	<i>Print sponsor and supplier</i>
TAB	<i>Sports betting</i>
The National Bank	<i>The National Bank Series</i>
The Radio Network Radio	<i>Broadcast partner</i>
Ticketek	<i>Ticketing partner</i>

Financial Result

The 2010/11 financial year is the first year under a new financial cycle following the 8 year partnership agreement signed between New Zealand Cricket Inc, the Cricket Players Association and the Major Associations. New Zealand Cricket has delivered a surplus of \$2.60m for the 2010/11 year compared to a loss of \$2.70m in the previous year.

Being an ICC Cricket World Cup year, New Zealand Cricket had forecast a stronger financial result. However, key revenues were below expectations due to adverse exchange rates and lower than anticipated gates for the Pakistan series. In these instances, where revenues from the professional game are less than anticipated, the new partnership places onus on all partners to work together and find solutions to deliver additional revenues or reduce costs in the professional game. This was an early test of the partnership intent and mechanics, and significant steps were taken to reshape professional budgets within the year and in the year ahead to recoup the lower than expected result for the 2010/11 year.

The exchange rate hedging policy and programme put in place last financial year created exchange rate certainty for this year (but below forecast levels) in very volatile exchange rate markets. Our key revenues in the second half of the year were translated between 0.68 and 0.76 compared to levels of between 0.75 and 0.79 had the programme not been put in place. The hedging programme is an area of ongoing focus to ensure the organisation has some foreign exchange certainty for foreign denominated revenue streams, which are very significant to New Zealand Cricket's financial outcomes.

Operating costs were \$5.28m below the previous year's levels although \$3.08m of this difference relates to expenses incurred in running the Under 19 World Cup (costs classified as "Other Cricket Playing"). Cost savings were made across many cost categories including within New Zealand Cricket's Administration costs in an effort to reduce the impact of lower than anticipated revenues.

As part of the new partnership agreement, grants paid to Major Associations and Districts are recorded as expenses, and professional cricket revenues received from Major Associations are recorded as revenue by New Zealand Cricket. Overall the net grants paid to Major Associations (after factoring in professional revenues) are similar to the prior period.

The Christchurch earthquakes have had an initial financial impact through additional costs in moving premises and establishing new administration facilities as well as through the probable full loss of fixed assets and stock in New Zealand Cricket's central city headquarters.

Some insurance proceeds have been received in the year and final insurance issues will be tidied up in the new financial year. There has been minimal impact on the net underlying financial performance as the expectation is that there will be very strong alignment between additional costs (including asset write offs) and insurance proceeds.

New Zealand Cricket has gratefully received support during the year from the ICC by way of a \$US1m special donation to assist the organisation following the earthquakes. New Zealand Cricket will be working through earthquake-related issues for some time. The donation has been translated and recorded in the financial statements as revenue in the current financial year.

Looking forward

When entering into the 8-year Master Agreement, all parties to the agreement knew and understood that while the long term financial outcome for New Zealand was extremely positive, the 2011/12 financial year would provide New Zealand Cricket with significant financial challenges. While there is usually an ICC event in each calendar year, the next ICC event is not until the ICC T20 event in September 2012. Hence there is no ICC event in New Zealand Cricket's 2011/12 financial year, which means there is a significant impact on revenues for the year. In addition, at balance date, New Zealand Cricket is entering the new financial year with some revenue uncertainty over certain commercial contracts (including broadcasting rights contracts) expiring at the end of the 2011/12 season. These contracts are currently under negotiation.

Significant business resource is being applied to ensure New Zealand Cricket prudently manages within its means, successfully renegotiates commercial contracts and overcomes issues with the timing of the recognition of revenues.

At the same time, and in order to confirm New Zealand Cricket's longer term financial sustainability, development of a more diversified revenue base and planning for the CWC 2015 are a high priority.

**NEW ZEALAND CRICKET INC.
SUMMARY FINANCIAL STATEMENTS
FOR THE 12 MONTHS ENDED 31 JULY 2011**

**STATEMENT OF COMPREHENSIVE INCOME
FOR THE 12 MONTHS ENDED 31 JULY**

Revenue

Other Income

Expenditure:

- International Men's Teams
- International Women's Teams
- Administration
- Insurances
- Finance Costs
- Commercial
- Commissions and Levies
- Coaching and Development
- Other Cricket Playing

Total Expenditure

Net Operating Profit

- Less Grants to Associations and domestic player payments
 - General and other Grants
 - Domestic Player Payments

Net Operating Profit (Loss) After Distributions

- Less Discretionary Grants to Major Associations

Net Profit (Loss) For The Period

Other Comprehensive Income

- Cash flow hedges:
- Gain/(loss) taken to reserves
- Transferred to Profit and Loss

Other Comprehensive Income

Total comprehensive income/(loss) for the period

12 Months to 2011 July 2011 \$	12 Months to July 2010 \$
--------------------------------------	---------------------------------

44,642,798	42,571,542
------------	------------

49,284	427,083
--------	---------

10,130,771	10,646,105
------------	------------

643,679	962,461
---------	---------

3,546,663	4,045,466
-----------	-----------

150,152	144,442
---------	---------

168,371	127,061
---------	---------

4,402,018	3,907,329
-----------	-----------

3,721,913	4,299,573
-----------	-----------

3,663,912	4,043,755
-----------	-----------

1,281,841	4,809,026
-----------	-----------

27,709,320	32,985,218
-------------------	-------------------

<u>16,982,762</u>	<u>10,013,407</u>
--------------------------	--------------------------

10,154,616	8,675,258
------------	-----------

3,920,019	3,752,919
-----------	-----------

14,074,635	12,428,177
------------	------------

<u>2,908,127</u>	<u>(2,414,770)</u>
------------------	--------------------

311,343	280,790
---------	---------

<u>2,596,784</u>	<u>(2,695,560)</u>
-------------------------	---------------------------

1,626,752	607,944
-----------	---------

<u>(1,350,027)</u>	<u>(340,284)</u>
---------------------------	-------------------------

<u>276,725</u>	<u>267,660</u>
----------------	----------------

<u>2,873,509</u>	<u>(2,427,900)</u>
-------------------------	---------------------------

**NEW ZEALAND CRICKET INC.
STATEMENT OF FINANCIAL POSITION
AS AT 31 JULY 2011**

ASSETS

CURRENT ASSETS

Cash and Cash Equivalents
Trade and Other Receivables
Prepayments
Derivative Financial Instruments
Inventories
TOTAL CURRENT ASSETS

NON-CURRENT ASSETS

Property, Plant and Equipment
Other Non Current Assets
Intangible Assets
TOTAL NON-CURRENT ASSETS

TOTAL ASSETS

CURRENT LIABILITIES


Trade and Other Payables
Employee Entitlements
Income in Advance
Derivative Financial Instruments
Player Pool Provision
TOTAL CURRENT LIABILITIES

TOTAL LIABILITIES


NET ASSETS

EQUITY

For and on behalf of New Zealand Cricket Inc, which authorised these
Financial Statements on 28 September 2011



Chris Moller
Chairman



Justin Vaughan
Chief Executive

As at July 2011 \$	As at July 2010 \$
--------------------------	--------------------------

3,586,260	6,272,565
3,185,543	6,316,458
3,706,301	275,877
545,681	286,749
<u>472,587</u>	<u>396,835</u>
11,496,372	13,548,484

1,608,919	1,757,720
256,380	44,376
<u>20,156</u>	<u>89,667</u>
1,885,455	1,891,763

13,381,827	15,440,247
-------------------	-------------------

1,712,923	6,428,254
419,214	371,505
1,462,203	1,404,962
1,296	19,089
<u>-</u>	<u>303,755</u>
3,595,636	8,527,565

3,595,636	8,527,565
------------------	------------------

9,786,191	6,912,682
------------------	------------------

9,786,191	6,912,682
------------------	------------------

**NEW ZEALAND CRICKET INC.
STATEMENT OF CHANGES IN EQUITY
FOR THE 12 MONTHS ENDED 31 JULY 2011**

Balance at 1 June 2009

Other comprehensive income

Net profit (loss) for the year

Total recognised income and expense for the period

Balance at 31 July 2010

Other Comprehensive income

Net profit (loss) for the period

Total recognised income and expense for the period

Balance at 31 July 2011

Cash Flow Hedge reserve \$	Retained earnings \$	Total \$
-	9,340,582	9,340,582
267,660	-	267,660
<u>-</u>	<u>(2,695,560)</u>	<u>(2,695,560)</u>
267,660	(2,695,560)	(2,427,900)
<u>267,660</u>	<u>6,645,022</u>	<u>6,912,682</u>
276,725	-	276,725
<u>-</u>	<u>2,596,784</u>	<u>2,596,784</u>
276,725	2,596,784	2,873,509
<u>544,385</u>	<u>9,241,806</u>	<u>9,786,191</u>

NEW ZEALAND CRICKET INC.
STATEMENT OF CASH FLOWS
FOR THE 12 MONTHS ENDED 31 JULY 2011

Cash flows from operating activities

Cash was provided from:

Receipts from Sponsorship, Grants and Other Activities

Interest Received

Cash was applied to:

Payments to Suppliers and Employees

Grants to Associations

Interest Paid

Net Cash Inflow (Outflow) from operating activities

Cash flows from investing activities

Cash was provided from:

Sale of Property, Plant and Equipment

Repayment of Sundry Loans

Cash was applied to:

Purchase of Property, Plant and Equipment

Purchase of Non current Assets

Net Cash Outflow from investing activities

Cash flows from financing activities

Cash was provided from:

Proceeds from Loan Facility

Cash was applied to:

Payment of Loan Facility

Net Cash Inflow (Outflow) from financing activities

Net increase (decrease) in cash and cash equivalents

Cash and cash equivalents at the beginning of the period

Effect of exchange rate fluctuations

Cash and cash equivalents at the end of the period

12 Months to July 2011	12 Months to July 2010
\$	\$

44,605,851	37,883,428
<u>30,323</u>	<u>20,504</u>
44,636,174	37,903,932

(32,138,729)	(28,571,431)
(14,385,978)	(12,708,967)
<u>(94,325)</u>	<u>(77,486)</u>
(46,619,032)	(41,357,884)

<u>(1,982,858)</u>	<u>(3,453,952)</u>
---------------------------	---------------------------

-	-
-	-
<u>-</u>	<u>-</u>

(540,729)	(405,876)
(212,002)	(44,376)

<u>(752,731)</u>	<u>(450,252)</u>
-------------------------	-------------------------

-	-
-	-
<u>-</u>	<u>-</u>

<u>(2,735,589)</u>	<u>(3,904,204)</u>
---------------------------	---------------------------

6,272,565	9,749,688
<u>49,284</u>	<u>427,083</u>
6,321,849	10,176,771

<u>3,586,260</u>	<u>6,272,565</u>
-------------------------	-------------------------

**NEW ZEALAND CRICKET INC.
SUMMARY FINANCIAL STATEMENTS
FOR THE 12 MONTHS ENDED 31 JULY 2011**

Basis of Preparation

These financial statements have been prepared in compliance with "Financial Reporting Standard No.43 – Summary Financial Statements" issued by the Financial Reporting Standards Board of the New Zealand Institute of Chartered Accountants (May 2007). The summary financial statements cannot provide as complete an understanding as the full financial statements which are available on request from New Zealand Cricket Inc., PO Box 180, Calder Drive, Lincoln University, Canterbury 7647.

These summary financial statements have been extracted from the New Zealand Cricket Inc. 31 July 2011 full financial statements which were approved by the Board of New Zealand Cricket Inc. on 28 September 2011. The full financial statements received an unqualified audit opinion dated 28 September 2011. The summary financial statements were approved by the Board of New Zealand Cricket Inc. on 28 September 2011, and an unqualified audit opinion dated 28 September 2011 has been received. The summary financial statements are presented in New Zealand Dollars rounded to the nearest dollar.

New Zealand Cricket Inc. is a New Zealand incorporated society under the Incorporated Societies Act 1908. New Zealand Cricket Inc. is responsible for the promotion and administration of cricket in New Zealand. Domestic cricket and development programmes are coordinated through Major Associations, who in addition assist with hosting arrangements of International Teams. New Zealand Cricket Inc. operates the High Performance Centre at Lincoln University and manages New Zealand cricket teams touring offshore. Accordingly, the Board has designated itself as a public benefit entity for the purposes of New Zealand equivalents to International Financial Reporting Standards (NZ IFRS).

The full set of financial statements has been prepared in accordance with NZ Generally Accepted Accounting Practices (NZ GAAP). The full set complies with NZ IFRS, and other applicable Financial Reporting Standards, as appropriate for public benefit entities. These summary financial statements are in accordance with the recognition and measurement requirements of NZ IFRS but, in accordance with FRS-43, do not, nor are required to, comply with the presentation and disclosure requirements of NZ IFRS. The summary financial statements are in respect of New Zealand Cricket Inc.'s full financial statements.

Changes in accounting policies and NZ IFRS

There have been no changes in accounting policies. Policies have been applied on bases as consistent as possible with those used in previous years.

Other Notes

New Zealand Cricket Inc. is exempt from income tax as a promoter of amateur sport under section CW46 of the Income Tax Act 2007.

Details relating to transactions with related parties (predominantly Major and District Associations) are fully disclosed in Note 21 of the full financial statements.

Independent Auditor's Report

To the Members of New Zealand Cricket Inc.

The summary financial statements on pages 76 to 85, which comprise the statement of financial position as at 31 July 2011, the statement of comprehensive income, statement of changes in equity and cash flow statement for the year then ended, and related notes, are derived from the audited financial statements of New Zealand Cricket Inc. for the year ended 31 July 2011. We expressed an unmodified audit opinion on those financial statements in our report dated 28 September 2011. Those financial statements, and the summary financial statements, do not reflect the effects of events that occurred subsequent to the date of our report on those financial statements.

The summary financial statements do not contain all the disclosures required for full financial statements under generally accepted accounting practice in New Zealand. Reading the summary financial statements, therefore, is not a substitute for reading the audited financial statements of New Zealand Cricket Inc.

This report is made solely to the society's members as a body, in accordance with its rules. Our engagement has been undertaken so that we might state to the society's members those matters we are required to state to them in our report and for no other purpose. To the fullest extent permitted by law, we do not accept or assume responsibility to anyone other than the society and the society's members as a body, for our work, for this report, or for the opinions we have formed.

Board's Responsibilities

The board of directors are responsible for the preparation of summary financial statements in accordance with FRS-43: Summary Financial Statements.

Auditor's Responsibilities

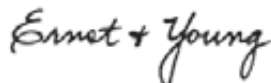
Our responsibility is to express an opinion on the summary financial statements based on our procedures, which were conducted in accordance with International Standard on Auditing (New Zealand) (ISA(NZ)) 810, "Engagements to Report on Summary Financial Statements."

Ernst & Young provides taxation advice, accounting services and other assurance services to New Zealand Cricket Inc.

Partners and employees of our firm may deal with the society on normal terms within the ordinary course of trading activities of the business of the society.

Opinion

In our opinion, the summary financial statements derived from the audited financial statements of New Zealand Cricket Inc. for the year ended 31 July 2011 are consistent, in all material respects, with those financial statements, in accordance with FRS-43.



28 September 2011
Christchurch



Spectrum Print

Pre-press and print production
by Spectrum Print, Christchurch

photosport

Sports photography supplied
by Photosport

